

Congregational Pledges to the Diocese

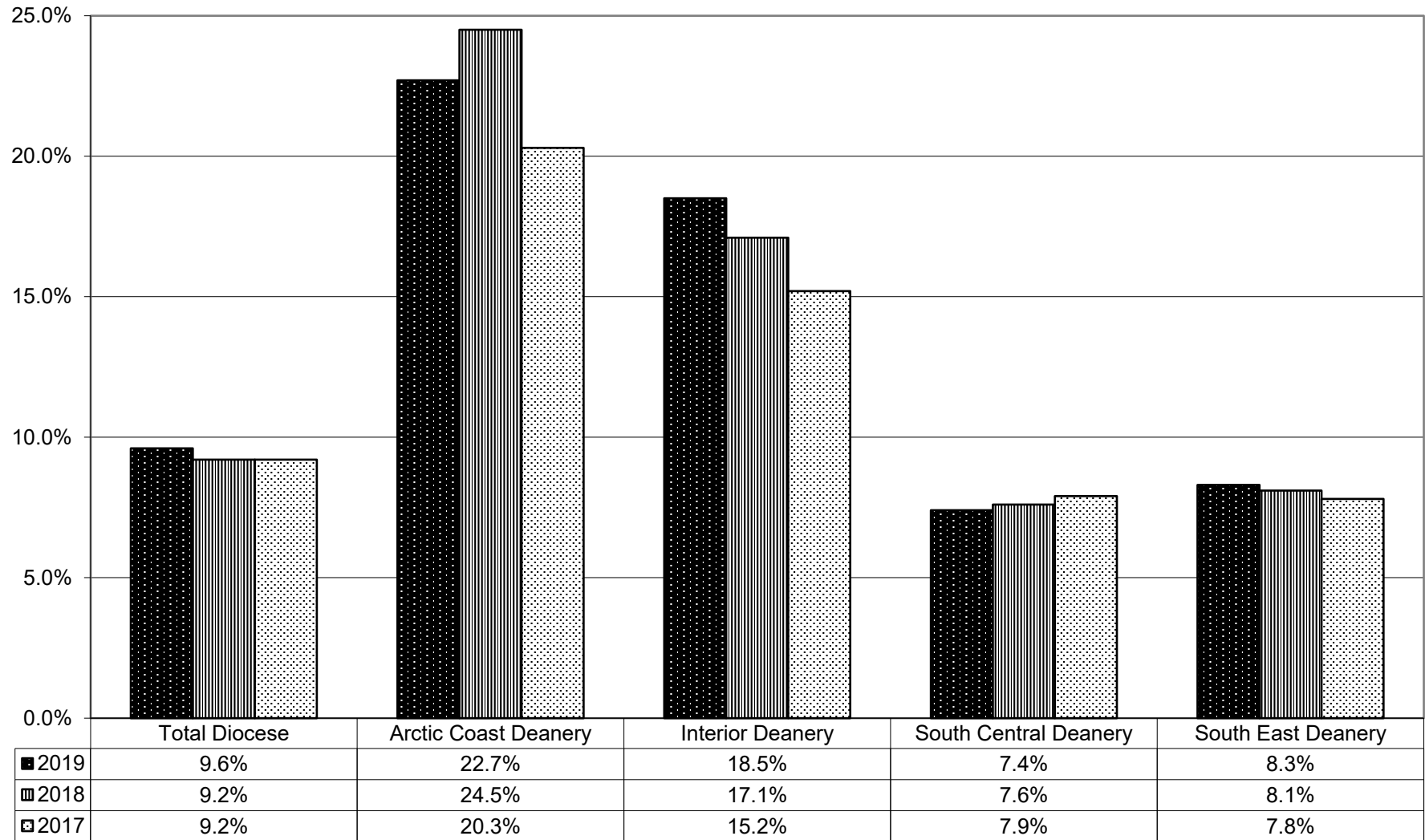
Episcopal Diocese of Alaska
 Congregational Pledges to the Diocese
 Table of Content

Description	Page #
Summary Graph Overall Giving % of Income 2016-2019	1
2019 Congregation Pledge Income Total Diocese Overview	2
2019 Giving as % of Income, Ranking by Congregation	3
2019 Giving as % of Income by Congregation, Graphically	4-5
2019 Giving as % of Income by Deanery, Graphically	6-13
Pledge Analysis, 2019 Giving, 2021 Budget	14-18
Pledge Challenge, based on 2019 Operating Income	19-23
Pledge History, 2014 to July 2020	24-28

Note: Due to the negative impact on Alaska's economy caused by the global pandemic, and recognizing the COVID-19 mitigation Health Mandates, Restrictions and Guidelines have a direct impact on our congregations, in June of 2020 a waiver was granted for Congregational Pledge Income through the end of the year. Any contribution congregations feel comfortable giving is welcome and greatly appreciated. Our priority is to ensure congregations are able to meet their financial responsibilities.

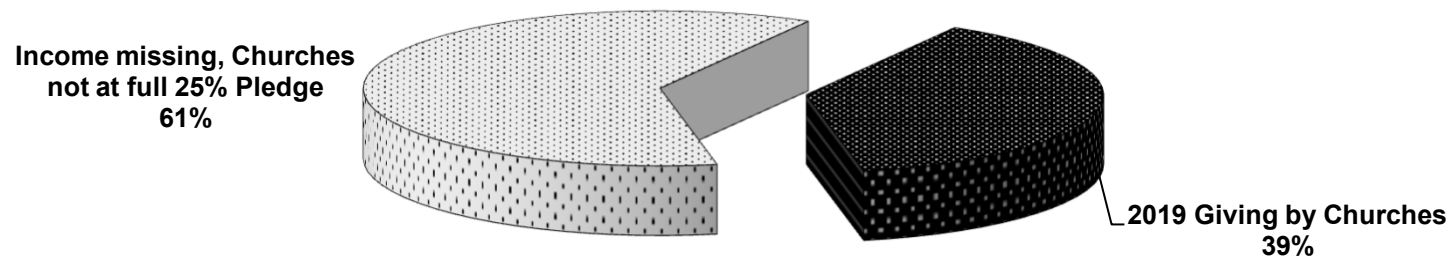
Overall

Pledge Giving as % of Income



based on 2019 data, with exception of one (2018 income used)

2019 Congregational Pledge Income



based on 2019 data, with exception of one (2018 income used)

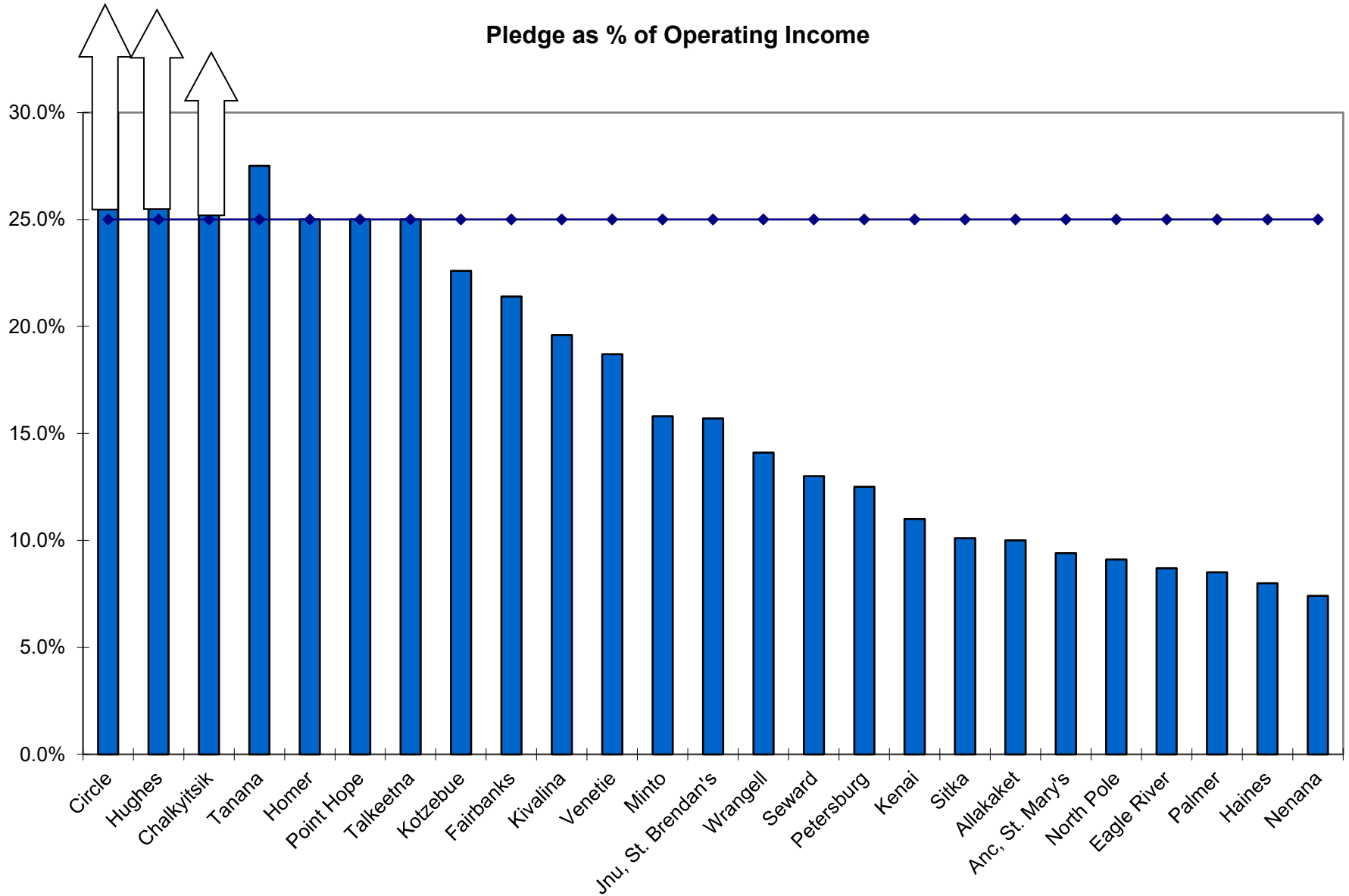
Episcopal Diocese of Alaska
 2019 Giving to the Diocese, as a % of Operating Income
 Ranking by Congregation

City/Village	Congregation	Pledge as % of Ops Income	City/Village	Congregation	Pledge as % of Ops Income
1 Circle	Holy Trinity	100.0%	22 Nenana	St. Mark's	7.4%
1 Hughes	St. Paul's	100.0%	23 Kodiak	St. James'	6.8%
2 Chalkyitsik	St. Timothy's	50.1%	24 Wasilla	St. David's	5.9%
3 Tanana	St. James'	27.5%	25 Juneau	Holy Trinity	5.1%
4 Homer	St. Augustine's	25.0%	26 Valdez	Epiphany Lutheran (1)	5.0%
4 Point Hope	St. Thomas'	25.0%	27 Anchorage	St. Christopher's	4.0%
4 Talkeetna	Denali	25.0%	27 Cordova	St. George's	4.0%
5 Kotzebue	St. George's	22.6%	28 Ketchikan	St. John's	3.9%
6 Fairbanks	St. Matthew's	21.4%	29 Anchorage	All Saints'	2.3%
7 Kivalina	Epiphany	19.6%	30 Beaver	St. Matthew's	2.1%
8 Venetie	Good Shepherd	18.7%	31 Anchorage	Christ Church	0.6%
9 Minto	St. Barnabas'	15.8%	Anvik	Christ Church	0.0%
10 Juneau	St. Brendan's	15.7%	Arctic Village	Bishop Rowe Chapel	0.0%
11 Wrangell	St. Phillip's	14.1%	Birch Creek	St. Peter's	0.0%
12 Seward	St. Peter's	13.0%	Eagle	St. John's	0.0%
13 Petersburg	St. Andrew's	12.5%	Ft. Yukon	St. Stephen's	0.0%
14 Kenai	St. Francis'	11.0%	Grayling	St. Paul's	0.0%
15 Sitka	St. Peter's	10.1%	Huslia	Good Shepherd	0.0%
16 Allakaket	St. John's	10.0%	Noatak	Congregation	0.0%
17 Anchorage	St. Mary's	9.4%	Point Lay	St. Alban's	0.0%
18 North Pole	St. Jude's	9.1%	Rampart	Congregation	0.0%
19 Eagle River	Holy Spirit	8.7%	Shageluk	St. Luke's	0.0%
20 Palmer	St. Bartholmew's	8.5%	Steven's Village	St. Andrew's	0.0%
21 Haines	St. Michael and All Angels	8.0%	Tanacross	St. Timothy's	0.0%

Based on 2019 data, except one (2018 income used)

By Congregation

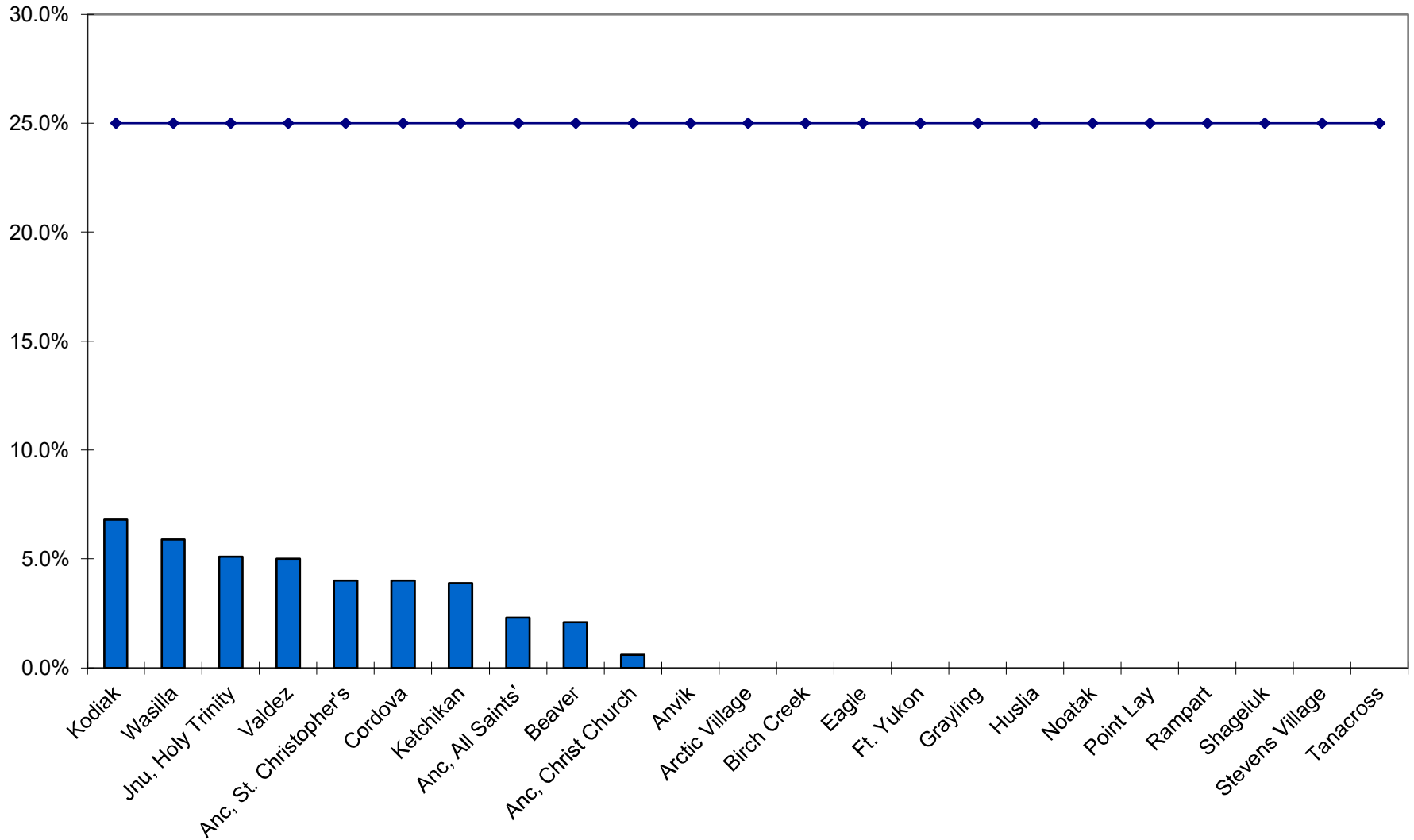
Pledge as % of Operating Income



Based on 2019 data, with one exception (2018 income used)

By Congregation.

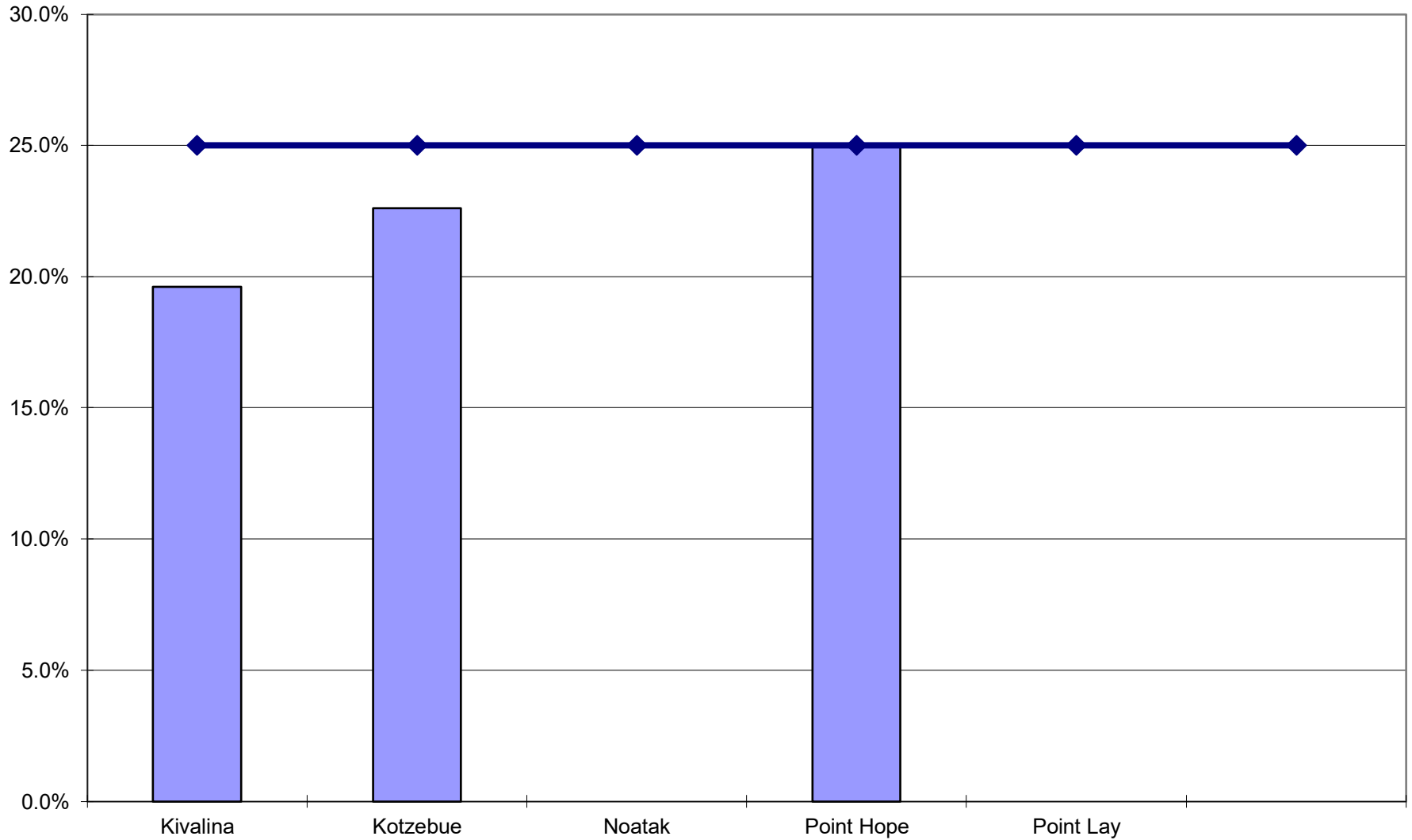
Pledge as % of Operating Income



Based on 2019 data, with one exception (2018 income used)

Arctic Coast Deanery

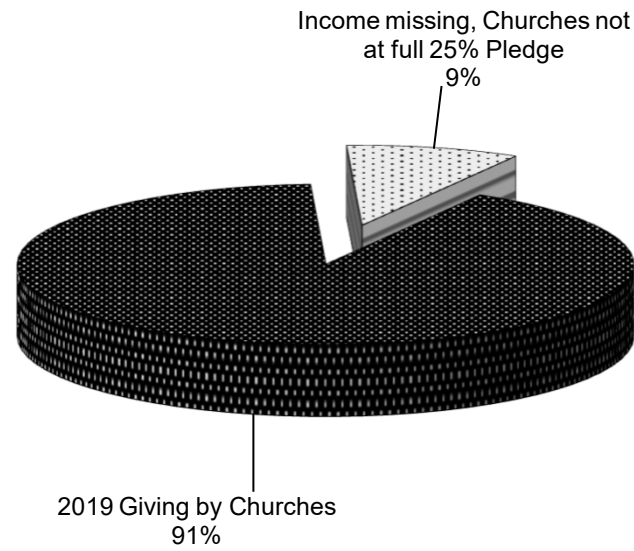
Pledge Giving as a % of Income



based on 2019 data

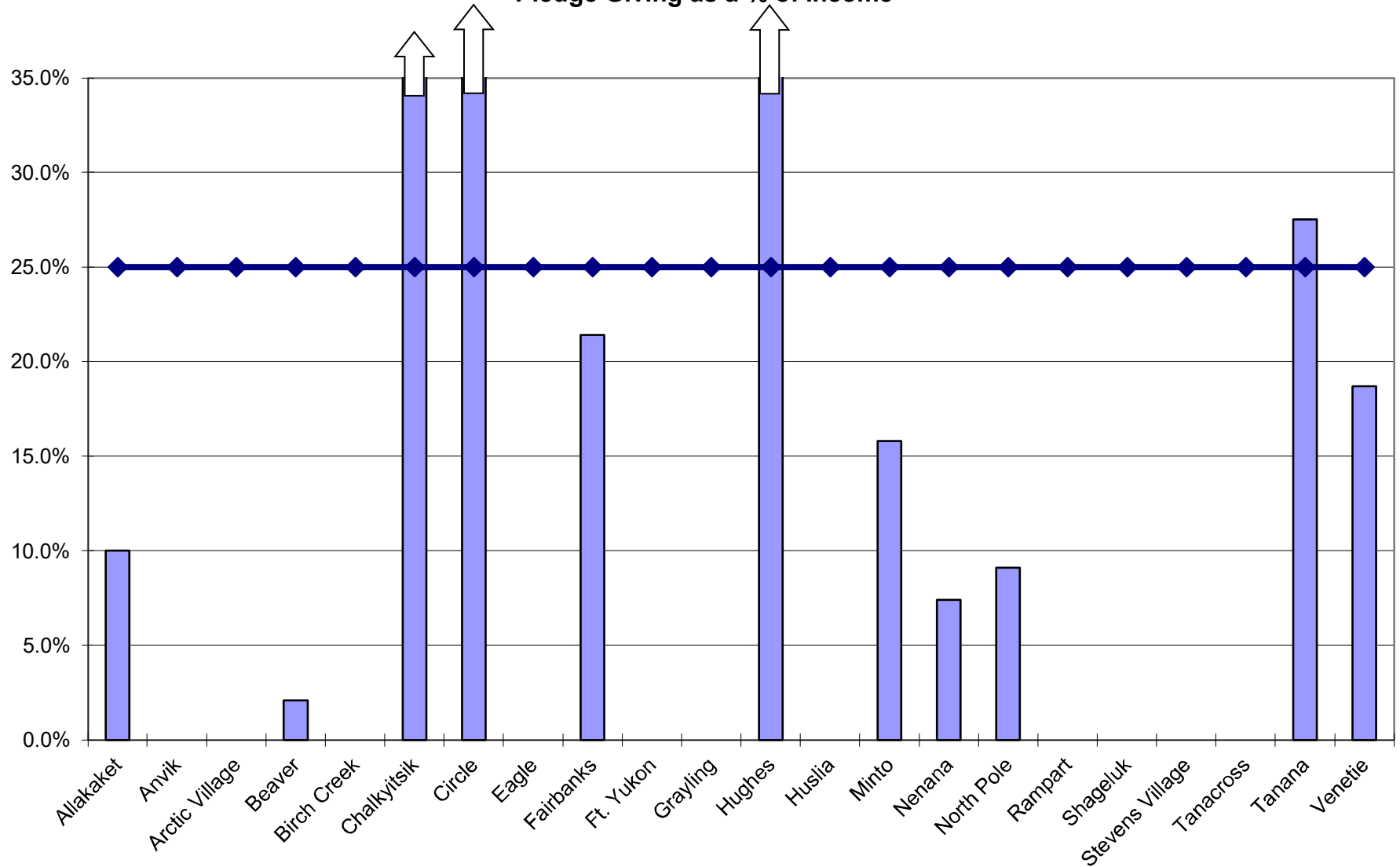
Arctic Coast

2019 Congregational Pledge Income



Interior Deanery

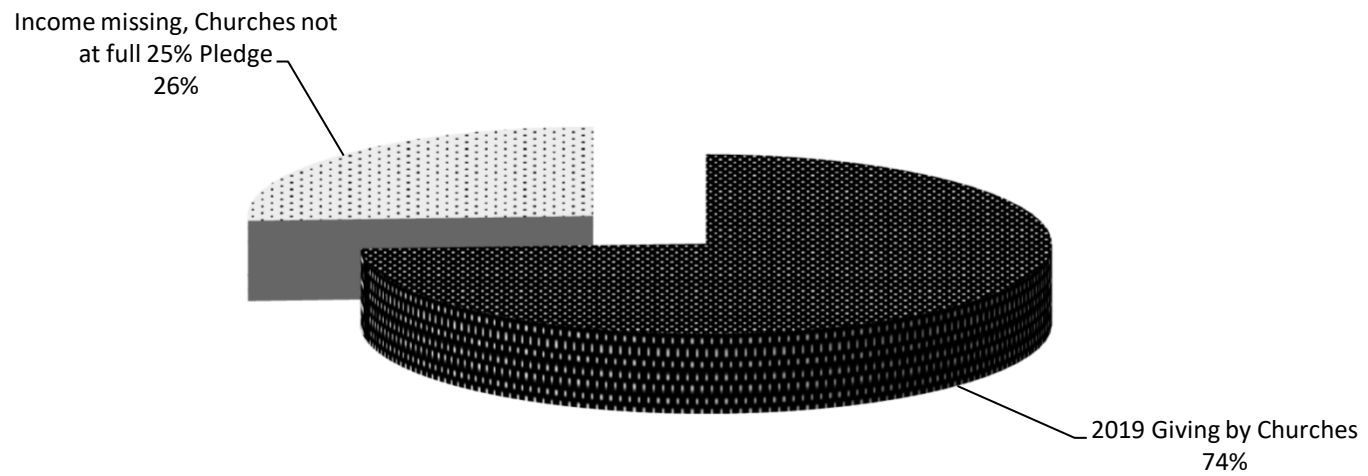
Pledge Giving as a % of Income



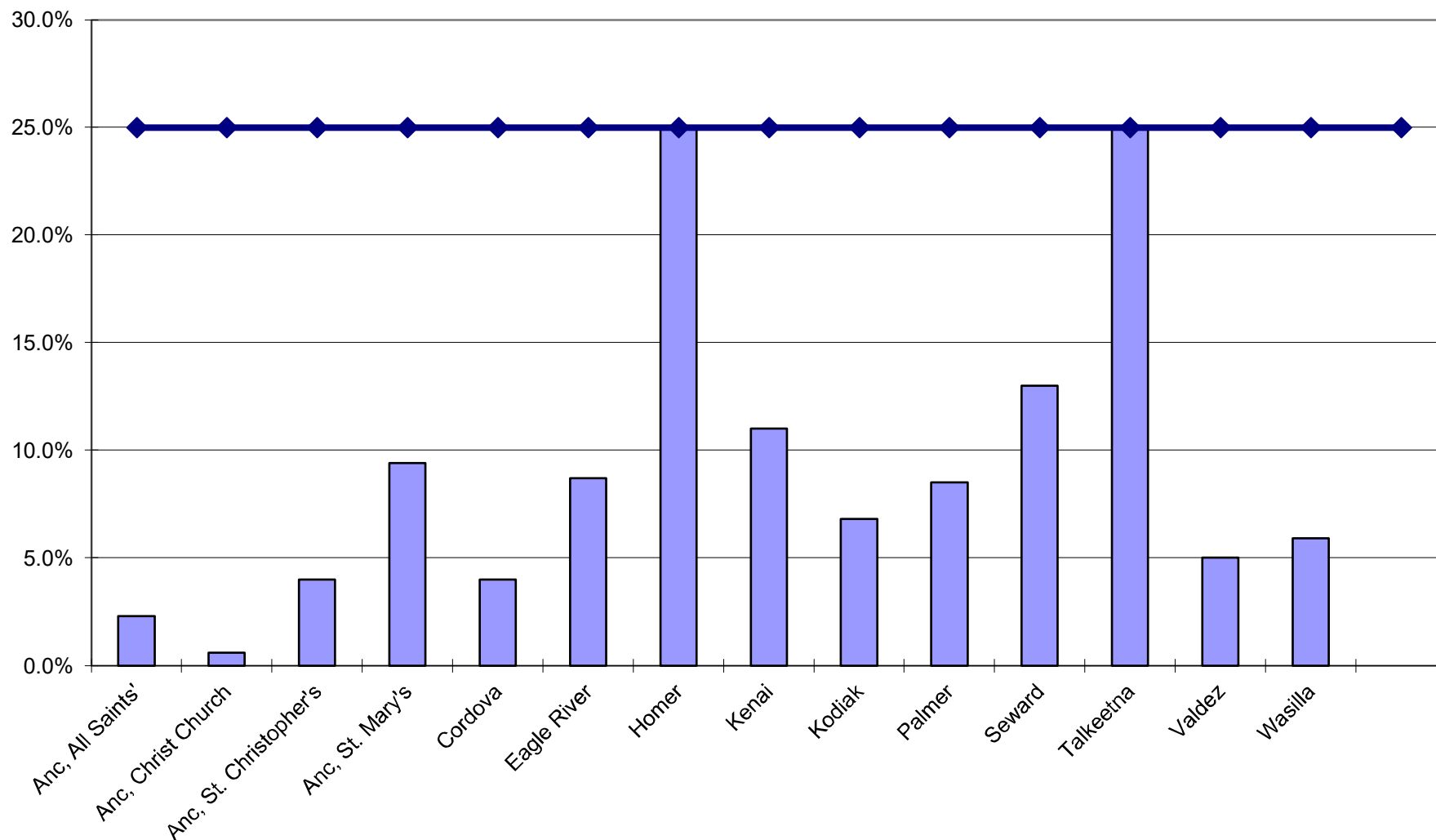
based on 2019 data

Interior

2019 Congregational Pledge Income



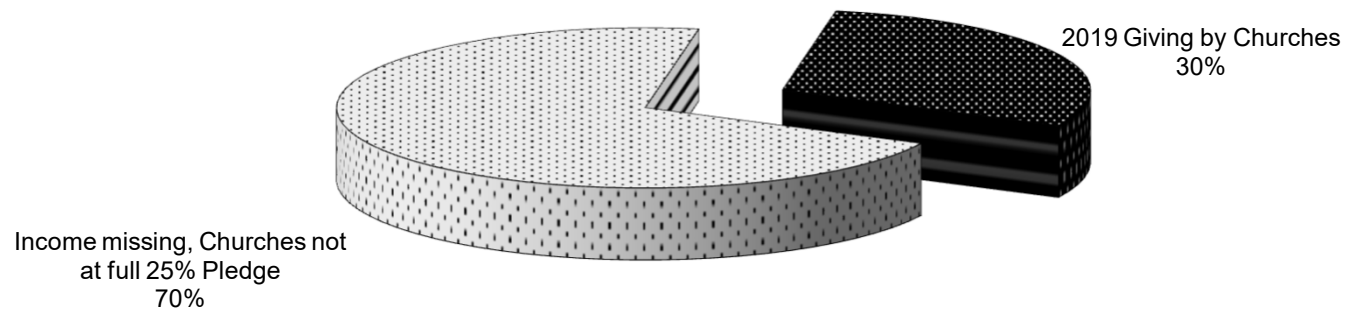
South Central Deanery
Pledge Giving as a % of Income



based on 2019 data with one exception (2018 income used)

South Central

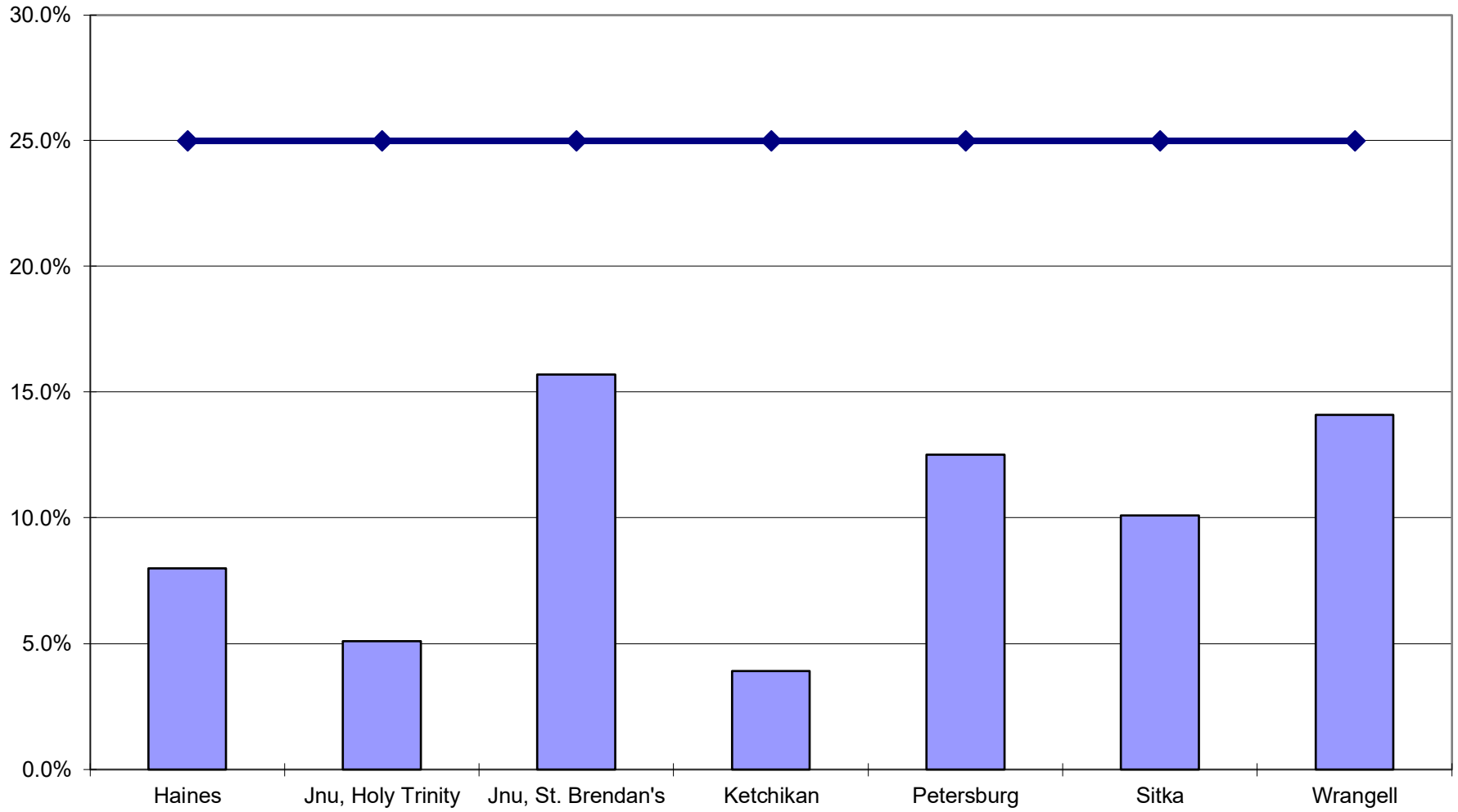
2019 Congregational Pledge Income



based on 2019 data, with one exception (2018 income used)

Southeast Deanery

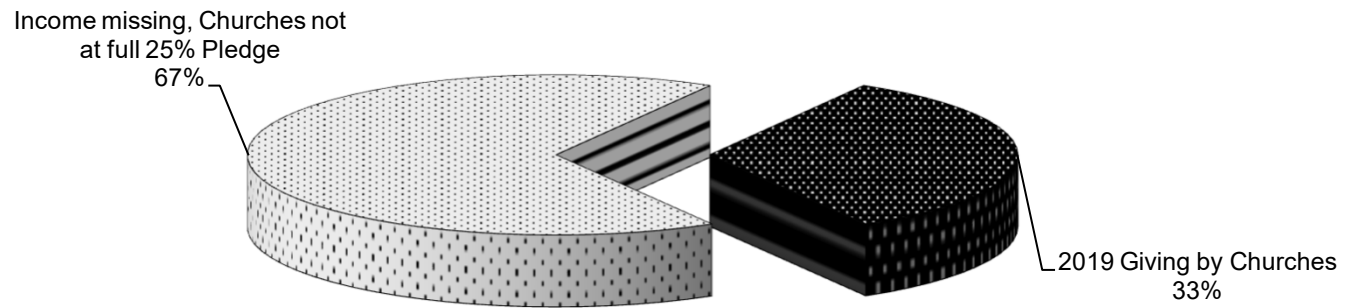
Pledge Giving as a % of Income



based on 2019 data

Southeast

2019 Congregational Pledge Income



Pledge Analysis

City/Village	Congregation	2019 (2018 italic)				Projected 2020 Giving	Amount in 2021 Budget
		Operating Income from Parochial Report	Actual Giving	Percent Given	Estimated Full 25%		
	Arctic Coast Deanery	\$ 113,414	\$ 25,764	22.7%	\$ 28,354	\$ 16,290	\$ 19,230
	Interior Deanery	398,420	73,854	18.5%	99,609	18,807	46,160
	South Central Deanery	1,837,328	132,458	7.4%	447,875	67,446	99,220
	South East Deanery	740,969	61,570	8.3%	185,243	34,715	47,310
	Total Pledge Income	\$ 3,090,131	\$ 293,646	9.6%	\$ 761,081	\$ 137,258	\$ 211,920

(1) Ecumenical Congregation,
Assumes 50/50 split of pledge

Pledge Analysis

City/Village	Congregation	2019 (2018 italic)				Projected 2020 Giving	Amount in 2021 Budget
		Operating Income from Parochial Report	Actual Giving	Percent Given	Estimated Full 25%		
Arctic Coast Deanery							
Kivalina	Epiphany	36,840	7,235	19.6%	9,210	6,790	6,150
Kotzebue	St. George's	26,062	5,900	22.6%	6,516	6,000	5,020
Noatak	Congregation	0	0	0.0%	0	0	0
Point Hope	St. Thomas'	50,512	12,629	25.0%	12,628	3,500	8,060
Point Lay	St. Alban's	0	0	0.0%	0	0	0
Total Deanery		\$ 113,414	\$ 25,764	22.7%	\$ 28,354	\$ 16,290	\$ 19,230
% of Total		3.7%	8.8%		3.7%	11.9%	9.1%

(1) Ecumenical Congregation,
Assumes 50/50 split of pledge

Pledge Analysis

City/Village	Congregation	2019 (2018 italic)				Projected 2020 Giving	Amount in 2021 Budget
		Operating Income from Parochial Report	Actual Giving	Percent Given	Estimated Full 25%		
Interior Deanery							
Allakaket	St. John's	700	70	10.0%	175	0	40
Anvik	Christ Church	0	0	0.0%	0	0	0
Arctic Village	Bishop Rowe Chapel	60	0	0.0%	15	0	0
Beaver	St. Matthew's	1,310	28	2.1%	328	30	20
Birch Creek	St. Peter's	0	0	0.0%	0	0	0
Chalkyitsik	St. Timothy's	900	451	50.1%	225	600	380
Circle	Holy Trinity	154	154	100.0%	39	0	80
Eagle	St. John's	0	0	0.0%	0	0	0
Fairbanks	St. Matthew's	297,239	63,507	21.4%	74,310	16,175	39,840
Ft. Yukon	St. Stephen's	8,698	0	0.0%	2,175	0	0
Grayling	St. Paul's	0	0	0.0%	0	0	0
Hughes	St. Paul's	30	30	100.0%	8	0	20
Huslia	Good Shepherd	2,691	0	0.0%	673	0	0
Minto	St. Barnabas'	12,000	1,900	15.8%	3,000	0	950
Nenana	St. Mark's	28,442	2,100	7.4%	7,111	1,200	1,650
North Pole	St. Jude's	34,079	3,108	9.1%	8,520	675	1,890
Rampart	Congregation	0	0	0.0%	0	0	0
Shageluk	St. Luke's	0	0	0.0%	0	0	0
Steven's Village	St. Andrew's	0	0	0.0%	0	0	0
Tanacross	St. Timothy's	1,550	0	0.0%	388	50	0
Tanana	St. James'	6,026	1,655	27.5%	1,507	0	830
Venetie	Good Shepherd	4,541	851	18.7%	1,135	77	460
Total Deanery		\$ 398,420	\$ 73,854	18.5%	\$ 99,609	\$ 18,807	\$ 46,160
% of Total		12.9%	25.2%		13.1%	13.7%	21.8%

(1) Ecumenical Congregation,
Assumes 50/50 split of pledge

Pledge Analysis

City/Village	Congregation	2019 (2018 italic)				Projected 2020 Giving	Amount in 2021 Budget
		Operating Income from Parochial Report	Actual Giving	Percent Given	Estimated Full 25%		
South Central Deanery							
Anchorage	All Saints'	219,691	5,000	2.3%	54,923	5,000	4,250
Anchorage	Christ Church	141,742	900	0.6%	35,436	400	650
Anchorage	St. Christopher's	44,539	1,800	4.0%	11,135	900	1,350
Anchorage	St. Mary's	904,861	85,000	9.4%	226,215	51,031	68,020
Cordova	St. George's	25,314	1,000	4.0%	6,329	300	650
Eagle River	Holy Spirit	105,719	9,150	8.7%	26,430	5,250	7,200
Homer	St. Augustine's	19,482	4,873	25.0%	4,871	1,100	2,990
Kenai	St. Francis'	17,283	1,900	11.0%	4,321	0	950
Kodiak	St. James'	92,823	6,300	6.8%	23,206	0	3,150
Palmer	St. Bartholmew's	35,000	2,980	8.5%	8,750	0	1,490
<i>Seward</i>	<i>St. Peter's</i>	<i>41,005</i>	<i>5,320</i>	<i>13.0%</i>	<i>10,251</i>	<i>2,890</i>	<i>4,110</i>
Talkeetna	Denali	889	222	25.0%	222	75	150
Valdez	Epiphany Lutheran (1)	91,678	2,313	5.0%	11,460	0	1,160
Wasilla	St. David's	97,302	5,700	5.9%	24,326	500	3,100
Total Deanery		\$ 1,837,328	\$ 132,458	7.4%	\$ 447,875	\$ 67,446	\$ 99,220
% of Total		59.5%	45.1%		58.8%	49.1%	46.8%

(1) Ecumenical Congregation,
Assumes 50/50 split of pledge

Pledge Analysis

City/Village	Congregation	2019 (2018 italic)				Projected 2020 Giving	Amount in 2021 Budget
		Operating Income from Parochial Report	Actual Giving	Percent Given	Estimated Full 25%		
South East Deanery							
Haines	St. Michael and All Angels	18,748	1,500	8.0%	4,687	2,000	1,280
Juneau	Holy Trinity	236,453	12,000	5.1%	59,113	6,000	9,000
Juneau	St. Brendan's	105,108	16,540	15.7%	26,277	10,130	13,340
Ketchikan	St. John's	152,783	6,000	3.9%	38,196	0	3,000
Petersburg	St. Andrew's	20,174	2,530	12.5%	5,044	2,500	2,150
Sitka	St. Peter's	158,047	16,000	10.1%	39,512	10,000	13,000
Wrangell	St. Phillip's	49,656	7,000	14.1%	12,414	4,085	5,540
Total Deanery		\$ 740,969	\$ 61,570	8.3%	\$ 185,243	\$ 34,715	\$ 47,310
% of Total		24.0%	21.0%		24.3%	25.3%	22.3%

(1) Ecumenical Congregation,
Assumes 50/50 split of pledge

Pledge Challenge

City/Village	Congregation	Actual Giving- 2019	Estimated Tithe	Challenge to give 5% above tithe (15%)	Challenge to give 10% above tithe (20%)	Challenge to give 15% above tithe (full 25%)	Projected 2020 Giving	Amount in 2021 Budget
	Arctic Coast Deanery	\$ 25,764	\$ 11,341	\$ 17,012	\$ 22,682	\$ 28,354	\$ 16,290	\$ 19,230
	Interior Deanery	73,854	39,842	59,765	79,684	99,609	18,807	46,160
	South Central Deanery	132,458	179,148	268,722	358,298	447,875	67,446	99,220
	South East Deanery	61,570	74,097	111,144	148,195	185,243	34,715	47,310
	Total Pledge Income	\$ 293,646	\$ 304,428	\$ 456,643	\$ 608,859	\$ 761,081	\$ 137,258	\$ 211,920

** 2018 Income used, 2019 Income unavailable
 (1) Ecumenical Congregation,
 Assumes 50/50 split of pledge

Pledge Challenge

City/Village	Congregation	Actual Giving- 2019	Estimated Tithe	Challenge to give 5% above tithe (15%)	Challenge to give 10% above tithe (20%)	Challenge to give 15% above tithe (full 25%)	Projected 2020 Giving	Amount in 2021 Budget
Arctic Coast Deanery								
Kivalina	Epiphany	7,235	3,684	5,526	7,368	9,210	6,790	6,150
Kotzebue	St. George's	5,900	2,606	3,909	5,212	6,516	6,000	5,020
Noatak	Congregation	0	0	0	0	0	0	0
Point Hope	St. Thomas'	12,629	5,051	7,577	10,102	12,628	3,500	8,060
Point Lay	St. Alban's	0	0	0	0	0	0	0
Total Deanery		\$ 25,764	\$ 11,341	\$ 17,012	\$ 22,682	\$ 28,354	\$ 16,290	\$ 19,230
% of Total		8.8%	3.7%	3.7%	3.7%	3.7%	11.9%	9.1%

** 2018 Income used, 2019 Income unavailable
 (1) Ecumenical Congregation,
 Assumes 50/50 split of pledge

Pledge Challenge

City/Village	Congregation	Actual Giving- 2019	Estimated Tithe	Challenge to give 5% above tithe (15%)	Challenge to give 10% above tithe (20%)	Challenge to give 15% above tithe (full 25%)	Projected 2020 Giving	Amount in 2021 Budget
Interior Deanery								
Allakaket	St. John's	70	70	105	140	175	0	40
Anvik	Christ Church	0	0	0	0	0	0	0
Arctic Village	Bishop Rowe Chapel	0	6	9	12	15	0	0
Beaver	St. Matthew's	28	131	197	262	328	30	20
Birch Creek	St. Peter's	0	0	0	0	0	0	0
Chalkyitsik	St. Timothy's	451	90	135	180	225	600	380
Circle	Holy Trinity	154	15	23	31	39	0	80
Eagle	St. John's	0	0	0	0	0	0	0
Fairbanks	St. Matthew's	63,507	29,724	44,586	59,448	74,310	16,175	39,840
Ft. Yukon	St. Stephen's	0	870	1,305	1,740	2,175	0	0
Grayling	St. Paul's	0	0	0	0	0	0	0
Hughes	St. Paul's	30	3	5	6	8	0	20
Huslia	Good Shepherd	0	269	404	538	673	0	0
Minto	St. Barnabas'	1,900	1,200	1,800	2,400	3,000	0	950
Nenana	St. Mark's	2,100	2,844	4,266	5,688	7,111	1,200	1,650
North Pole	St. Jude's	3,108	3,408	5,112	6,816	8,520	675	1,890
Rampart	Congregation	0	0	0	0	0	0	0
Shageluk	St. Luke's	0	0	0	0	0	0	0
Steven's Village	St. Andrew's	0	0	0	0	0	0	0
Tanacross	St. Timothy's	0	155	233	310	388	50	0
Tanana	St. James'	1,655	603	904	1,205	1,507	0	830
Venetie	Good Shepherd	851	454	681	908	1,135	77	460
Total Deanery		\$ 73,854	\$ 39,842	\$ 59,765	\$ 79,684	\$ 99,609	\$ 18,807	\$ 46,160
% of Total		25.2%	13.1%	13.1%	13.1%	13.1%	13.7%	21.8%

** 2018 Income used, 2019 Income unavailable

(1) Ecumenical Congregation,
Assumes 50/50 split of pledge

Pledge Challenge

City/Village	Congregation	Actual Giving- 2019	Estimated Tithe	Challenge to give 5% above tithe (15%)	Challenge to give 10% above tithe (20%)	Challenge to give 15% above tithe (full 25%)	Projected 2020 Giving	Amount in 2021 Budget
South Central Deanery								
Anchorage	All Saints'	5,000	21,969	32,954	43,938	54,923	5,000	4,250
Anchorage	Christ Church	900	14,174	21,261	28,348	35,436	400	650
Anchorage	St. Christopher's	1,800	4,454	6,681	8,908	11,135	900	1,350
Anchorage	St. Mary's	85,000	90,486	135,729	180,972	226,215	51,031	68,020
Cordova	St. George's	1,000	2,531	3,797	5,063	6,329	300	650
Eagle River	Holy Spirit	9,150	10,572	15,858	21,144	26,430	5,250	7,200
Homer	St. Augustine's	4,873	1,948	2,922	3,896	4,871	1,100	2,990
Kenai	St. Francis'	1,900	1,728	2,592	3,457	4,321	0	950
Kodiak	St. James'	6,300	9,282	13,923	18,565	23,206	0	3,150
Palmer	St. Bartholmew's	2,980	3,500	5,250	7,000	8,750	0	1,490
Seward	St. Peter's **	5,320	4,101	6,151	8,201	10,251	2,890	4,110
Talkeetna	Denali	222	89	133	178	222	75	150
Valdez	Epiphany Lutheran (1)	2,313	4,584	6,876	9,168	11,460	0	1,160
Wasilla	St. David's	5,700	9,730	14,595	19,460	24,326	500	3,100
Total Deanery		\$ 132,458	\$ 179,148	\$ 268,722	\$ 358,298	\$ 447,875	\$ 67,446	\$ 99,220
% of Total		45.1%	58.8%	58.8%	58.8%	58.8%	49.1%	46.8%

** 2018 Income used, 2019 Income unavailable

(1) Ecumenical Congregation,

Assumes 50/50 split of pledge

Pledge Challenge

City/Village	Congregation	Actual Giving- 2019	Estimated Tithe	Challenge to give 5% above tithe (15%)	Challenge to give 10% above tithe (20%)	Challenge to give 15% above tithe (full 25%)	Projected 2020 Giving	Amount in 2021 Budget
South East Deanery								
Haines	St. Michael and All Angels	1,500	1,875	2,812	3,750	4,687	2,000	1,280
Juneau	Holy Trinity	12,000	23,645	35,468	47,291	59,113	6,000	9,000
Juneau	St. Brendan's	16,540	10,511	15,766	21,022	26,277	10,130	13,340
Ketchikan	St. John's	6,000	15,278	22,917	30,557	38,196	0	3,000
Petersburg	St. Andrew's	2,530	2,017	3,026	4,035	5,044	2,500	2,150
Sitka	St. Peter's	16,000	15,805	23,707	31,609	39,512	10,000	13,000
Wrangell	St. Phillip's	7,000	4,966	7,448	9,931	12,414	4,085	5,540
Total Deanery		\$ 61,570	\$ 74,097	\$ 111,144	\$ 148,195	\$ 185,243	\$ 34,715	\$ 47,310
% of Total		21.0%	24.3%	24.3%	24.3%	24.3%	25.3%	22.3%

** 2018 Income used, 2019 Income unavailable
 (1) Ecumenical Congregation,
 Assumes 50/50 split of pledge

Pledge History

City/Village	Congregation	Actual Giving						Current Year--2020	
		2014	2015	2016	2017	2018	2019	Pledge	Actuals as of 7/31/20
	Arctic Coast Deanery	\$ 31,291	\$ 23,411	\$ 30,342	\$ 19,281	\$ 21,562	\$ 25,764	\$ 6,170	\$ 12,790
	Interior Deanery	84,462	79,734	55,804	56,069	58,828	73,854	63,762	18,777
	South Central Deanery	113,128	130,628	128,940	132,629	131,411	132,458	113,674	66,610
	South East Deanery	48,587	53,350	47,500	53,100	55,464	61,570	58,100	34,048
	Total Pledge Income	\$ 277,468	\$ 287,123	\$ 262,586	\$ 261,079	\$ 267,265	\$ 293,646	\$ 241,706	\$ 132,225

NOTE: Due to the COVID-19 pandemic,
a waiver was granted for Congregational Pledges
Waiver: June through December 31, 2020.

Pledge History

City/Village	Congregation	Actual Giving						Current Year--2020	
		2014	2015	2016	2017	2018	2019	Pledge	Actuals as of 7/31/20
Arctic Coast Deanery									
Kivalina	Epiphany	7,787	9,889	4,332	5,004	8,178	7,235		6,790
Kotzebue	St. George's	7,000	4,250	5,250	5,510	5,600	5,900	6,170	6,000
Noatak	Congregation			0	0	0	0		0
Point Hope	St. Thomas'	16,504	9,272	20,760	8,767	7,784	12,629		0
Point Lay	St. Alban's	0	0	0	0	0	0		0
Total Deanery		\$ 31,291	\$ 23,411	\$ 30,342	\$ 19,281	\$ 21,562	\$ 25,764	\$ 6,170	\$ 12,790
% of Total		11.3%	8.2%	11.6%	7.4%	8.1%	8.8%	2.6%	9.7%

NOTE: Due to the COVID-19 pandemic,
a waiver was granted for Congregational Pledges
Waiver: June through December 31, 2020.

Pledge History

City/Village	Congregation	Actual Giving						Current Year--2020	
		2014	2015	2016	2017	2018	2019	Pledge	Actuals as of 7/31/20
Interior Deanery									
Allakaket	St. John's	63	71	158	82	56	70		0
Anvik	Christ Church	455	420	420	175	65	0		0
Arctic Village	Bishop Rowe Chapel	47	30	33	0	0	0		0
Beaver	St. Matthew's	69	0	148	0	122	28		0
Birch Creek	St. Peters	0	0	0	0	0	0		0
Chalkyitsik	St. Timothy's	1,190	656	959	880	450	451		600
Circle	Holy Trinity	0	0	51	513	760	154		0
Eagle	St. John's	0	0	0	138	0	0		0
Fairbanks	St. Matthew's	77,519	70,853	48,285	48,894	49,285	63,507	58,737	16,175
Ft. Yukon	St. Stephen's	0	1,000	0	0	0	0		0
Grayling	St. Paul's	285	420	420	175	42	0		0
Hughes	St. Paul's	0	0	0	0	0	30		0
Huslia	Good Shepherd	0	300	300	0	400	0		0
Minto	St. Barnabas'	0	1,150	0	0	1,200	1,900		0
Nenana	St. Mark's	1,100	1,020	1,500	1,000	2,000	2,100	2,100	1,200
North Pole	St. Jude's	1,100	1,200	1,000	1,600	2,640	3,108	2,925	675
Rampart	Congregation	0	0	0	0	0	0		0
Shageluk	St. Luke's	190	420	420	175	32	0		0
Steven's Village	St. Andrew's	0	27	0	0	0	0		0
Tanacross	St. Timothy's	100	100	0	0	0	0		50
Tanana	St. James'	1,500	1,500	1,590	1,845	1,576	1,655		0
Venetie	Good Shepherd	844	567	520	592	200	851		77
Total Deanery		\$ 84,462	\$ 79,734	\$ 55,804	\$ 56,069	\$ 58,828	\$ 73,854	\$ 63,762	\$ 18,777
% of Total		30.4%	27.8%	21.3%	21.5%	22.0%	25.2%	26.4%	14.2%

NOTE: Due to the COVID-19 pandemic,
a waiver was granted for Congregational Pledges
Waiver: June through December 31, 2020.

Pledge History

City/Village	Congregation	Actual Giving						Current Year--2020	
		2014	2015	2016	2017	2018	2019	Pledge	Actuals as of 7/31/20
South Central Deanery									
Anchorage	All Saints'	0	15,000	10,000	10,000	5,000	5,000	5,000	5,000
Anchorage	Christ Church	600	660	740	900	900	900	1,200	400
Anchorage	St. Christopher's	900	900	1,950	1,800	1,800	1,800		900
Anchorage	St. Mary's	80,000	80,200	80,200	81,300	83,000	85,000	87,482	51,031
Cordova	St. George's	1,500	1,500	375	750	1,000	1,000	1,200	300
Eagle River	Holy Spirit	8,400	7,700	9,600	9,000	12,600	9,150		5,250
Homer	St. Augustine's	5,179	4,347	3,831	6,103	4,770	4,873	3,138	784
Kenai	St. Francis'	1,123	1,123	2,500	2,500	1,900	1,900	1,950	0
Kodiak	St. James'	6,000	6,000	6,000	6,000	6,000	6,300		0
Palmer	St. Bartholmew's	2,025	2,700	2,700	2,700	2,840	2,980	3,130	0
Seward	St. Peter's	1,800	4,700	4,900	4,800	5,075	5,320	5,330	2,445
Talkeetna	Denali	190	172	224	179	252	222	244	0
Valdez	Epiphany Lutheran	1,011	1,226	1,300	1,746	2,074	2,313		0
Wasilla	St. David's	4,400	4,400	4,620	4,851	4,200	5,700	5,000	500
Total Deanery		\$ 113,128	\$ 130,628	\$ 128,940	\$ 132,629	\$ 131,411	\$ 132,458	\$ 113,674	\$ 66,610
% of Total		40.8%	45.5%	49.1%	50.8%	49.2%	45.1%	47.0%	50.4%

NOTE: Due to the COVID-19 pandemic,
a waiver was granted for Congregational Pledges
Waiver: June through December 31, 2020.

Pledge History

City/Village	Congregation	Actual Giving						Current Year--2020	
		2014	2015	2016	2017	2018	2019	Pledge	Actuals as of 7/31/20
South East Deanery									
Haines	St. Michael and All Ang	0	0	200	300	500	1,500	2,000	2,000
Juneau	Holy Trinity	7,992	8,500	9,000	10,500	11,750	12,000	13,230	6,000
Juneau	St. Brendan's	14,000	15,000	15,000	15,000	15,750	16,540	17,370	10,130
Ketchikan	St. John's	6,000	7,500	500	4,000	3,500	6,000		0
Petersburg	St. Andrew's	3,847	0	0	500	965	2,530	2,500	2,500
Sitka	St. Peter's	8,000	15,000	16,000	16,000	16,000	16,000	16,000	9,333
Wrangell	St. Phillip's	6,403	7,350	6,800	6,800	6,999	7,000	7,000	4,085
Skagway	St. Saviors-Closed '15	2,345	0	0	0	0	0		
Total Deanery		\$ 48,587	\$ 53,350	\$ 47,500	\$ 53,100	\$ 55,464	\$ 61,570	\$ 58,100	\$ 34,048
% of Total		17.5%	18.6%	18.1%	20.3%	20.8%	21.0%	24.0%	25.8%

NOTE: Due to the COVID-19 pandemic,
a waiver was granted for Congregational Pledges
Waiver: June through December 31, 2020.