

Congregational Pledges to the Diocese

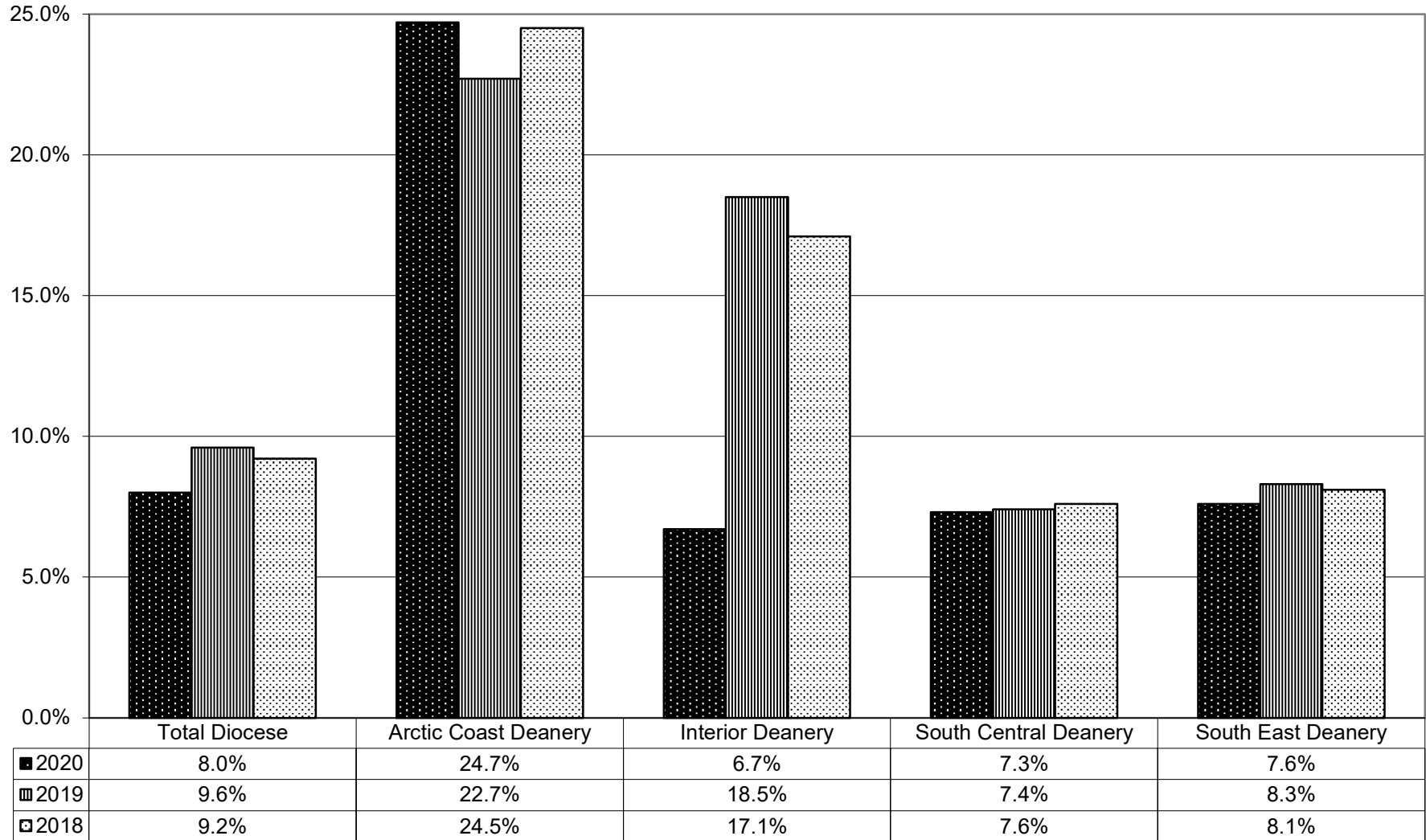
Episcopal Diocese of Alaska
Congregational Pledges to the Diocese
Table of Content

Description	Page #
Summary Graph Overall Giving % of Income 2018-2020	1
2020 Congregation Pledge Income Total Diocese Overview	2
2020 Giving as % of Income, Ranking by Congregation	3
2020 Giving as % of Income by Congregation, Graphically	4-5
2020 Giving as % of Income by Deanery, Graphically	6-13
Pledge Analysis, 2020 Giving, 2021 Projected & 2022 Budget	14-18
Pledge Challenge, based on 2020 Operating Income	19-23
Pledge History, 2015 to July 2021	24-28
Pledge Analysis, 2020 vs 2019 (Comparison)	29-33

Note: A waiver was granted for Congregational Pledge Income for June 1 - December 31, 2020.

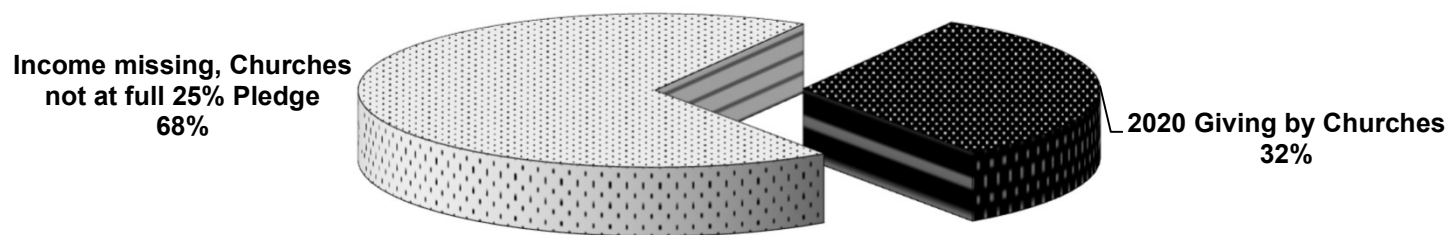
Overall

Pledge Giving as % of Income



based on 2020 data
Waiver granted in 2020

2020 Congregational Pledge Income

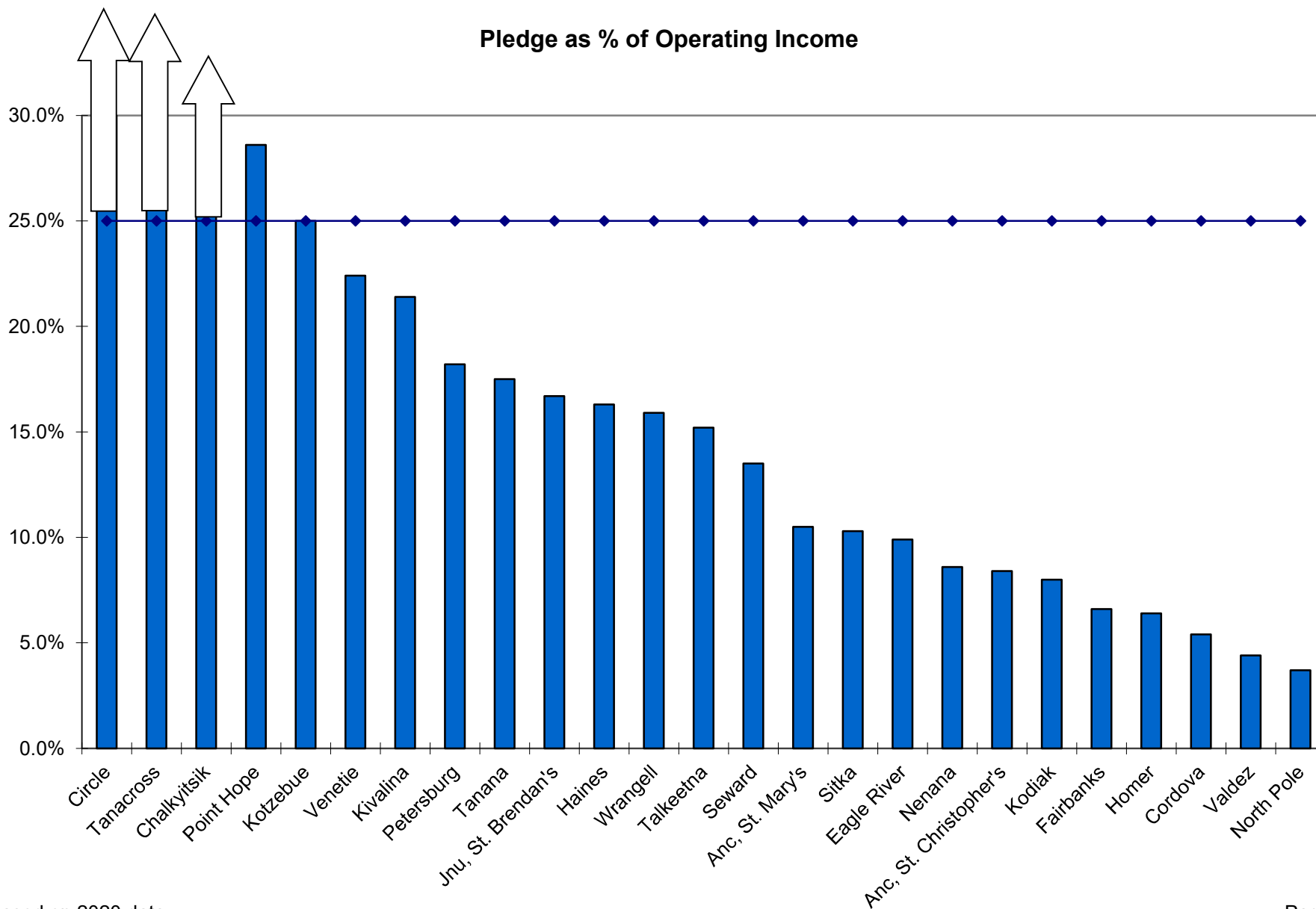


Episcopal Diocese of Alaska
2020 Giving to the Diocese, as a % of Operating Income
Ranking by Congregation

City/Village	Congregation	Pledge as % of Ops Income	City/Village	Congregation	Pledge as % of Ops Income
1 Circle	Holy Trinity	100.0%	24 North Pole	St. Jude's	3.7%
1 Tanacross	St. Timothy's	100.0%	25 Juneau	Holy Trinity	2.7%
2 Chalkyitsik	St. Timothy's	40.0%	26 Anchorage	All Saints'	2.1%
3 Point Hope	St. Thomas'	28.6%	27 Anchorage	Christ Church	1.0%
4 Kotzebue	St. George's	25.0%	28 Wasilla	St. David's	0.8%
5 Venetie	Good Shepherd	22.4%	Allakaket	St. John's	0.0%
6 Kivalina	Epiphany	21.4%	Anvik	Christ Church	0.0%
7 Petersburg	St. Andrew's	18.2%	Arctic Village	Bishop Rowe Chapel	0.0%
8 Tanana	St. James'	17.5%	Beaver	St. Matthew's	0.0%
9 Juneau	St. Brendan's	16.7%	Birch Creek	St. Peter's	0.0%
10 Haines	St. Michael and All Angels	16.3%	Eagle	St. John's	0.0%
11 Wrangell	St. Phillip's	15.9%	Ft. Yukon	St. Stephen's	0.0%
12 Talkeetna	Denali	15.2%	Grayling	St. Paul's	0.0%
13 Seward	St. Peter's	13.5%	Hughes	St. Paul's	0.0%
14 Anchorage	St. Mary's	10.5%	Huslia	Good Shepherd	0.0%
15 Sitka	St. Peter's	10.3%	Kenai	St. Francis'	0.0%
16 Eagle River	Holy Spirit	9.9%	Ketchikan	St. John's	0.0%
17 Nenana	St. Mark's	8.6%	Minto	St. Barnabas'	0.0%
18 Anchorage	St. Christopher's	8.4%	Noatak	Congregation	0.0%
19 Kodiak	St. James'	8.0%	Palmer	St. Bartholmew's	0.0%
20 Fairbanks	St. Matthew's	6.6%	Point Lay	St. Alban's	0.0%
21 Homer	St. Augustine's	6.4%	Rampart	Congregation	0.0%
22 Cordova	St. George's	5.4%	Shageluk	St. Luke's	0.0%
23 Valdez	Epiphany Lutheran (1)	4.4%	Steven's Village	St. Andrew's	0.0%

By Congregation

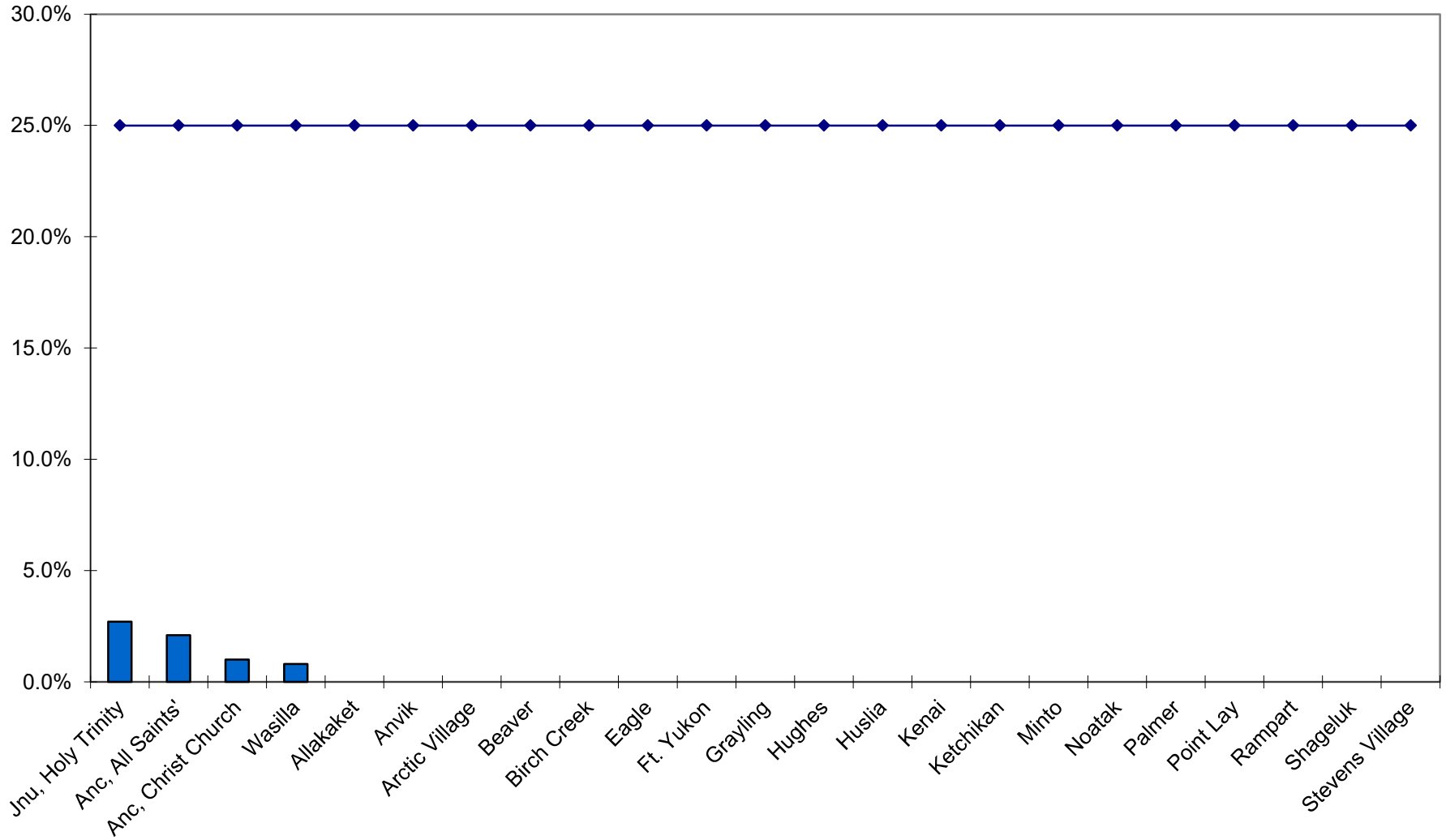
Pledge as % of Operating Income



Based on 2020 data

By Congregation.

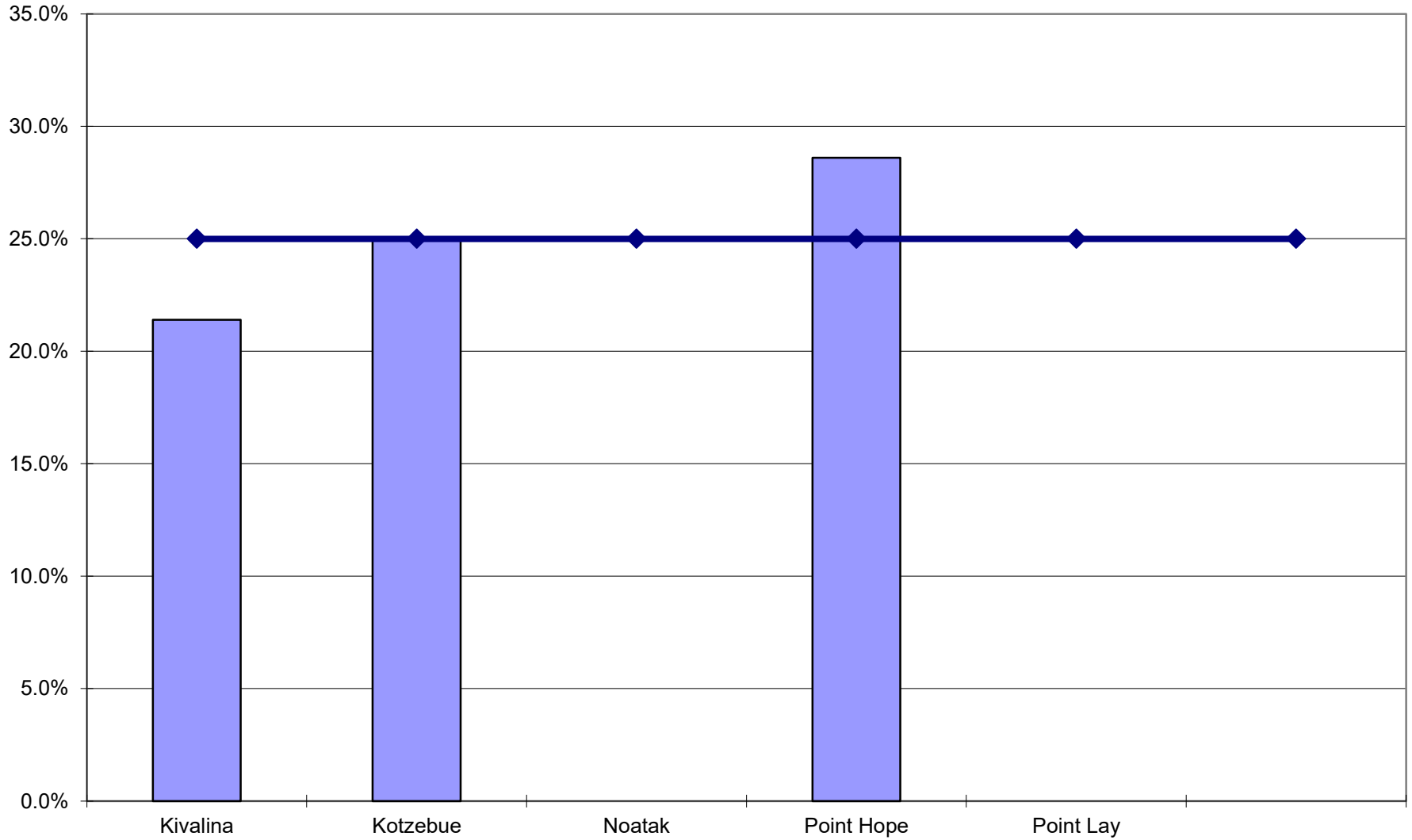
Pledge as % of Operating Income



Based on 2020 data

Arctic Coast Deanery

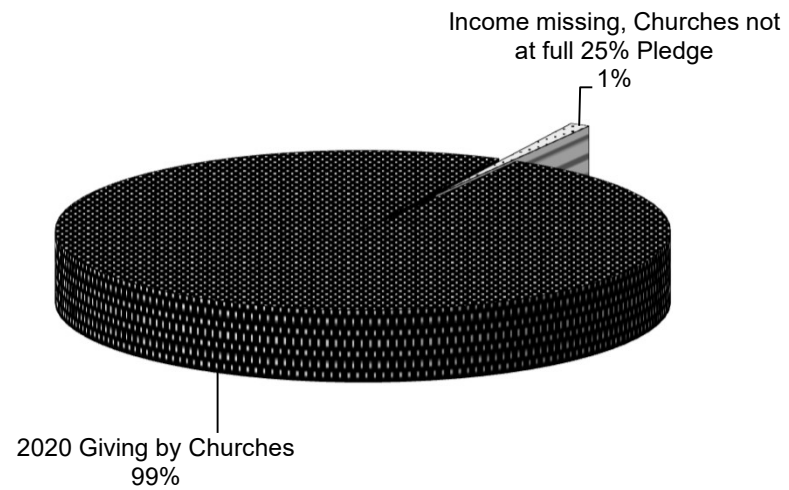
Pledge Giving as a % of Income



based on 2020 data

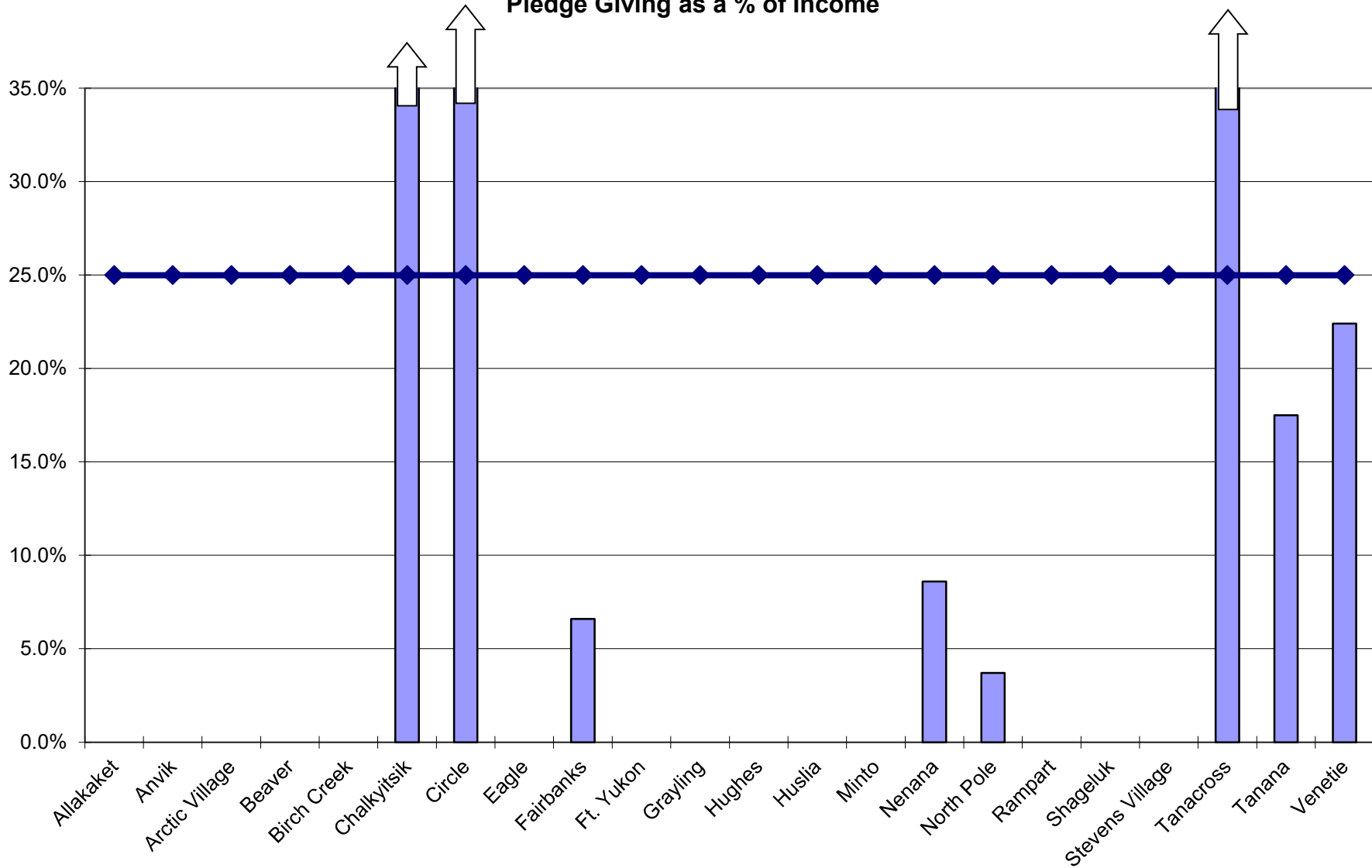
Arctic Coast

2020 Congregational Pledge Income



Interior Deanery

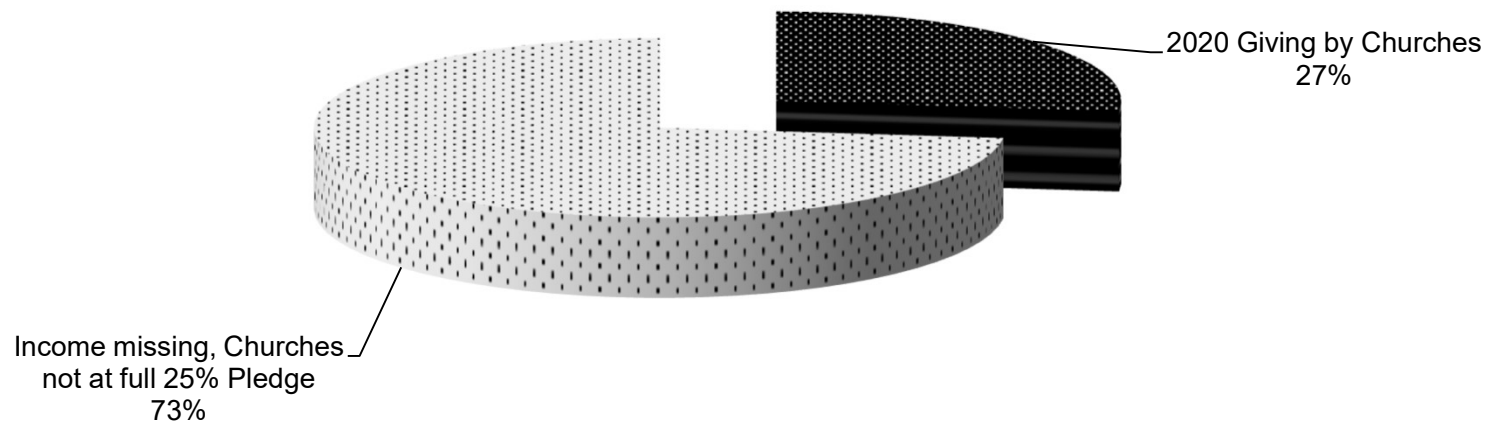
Pledge Giving as a % of Income



based on 2020 data

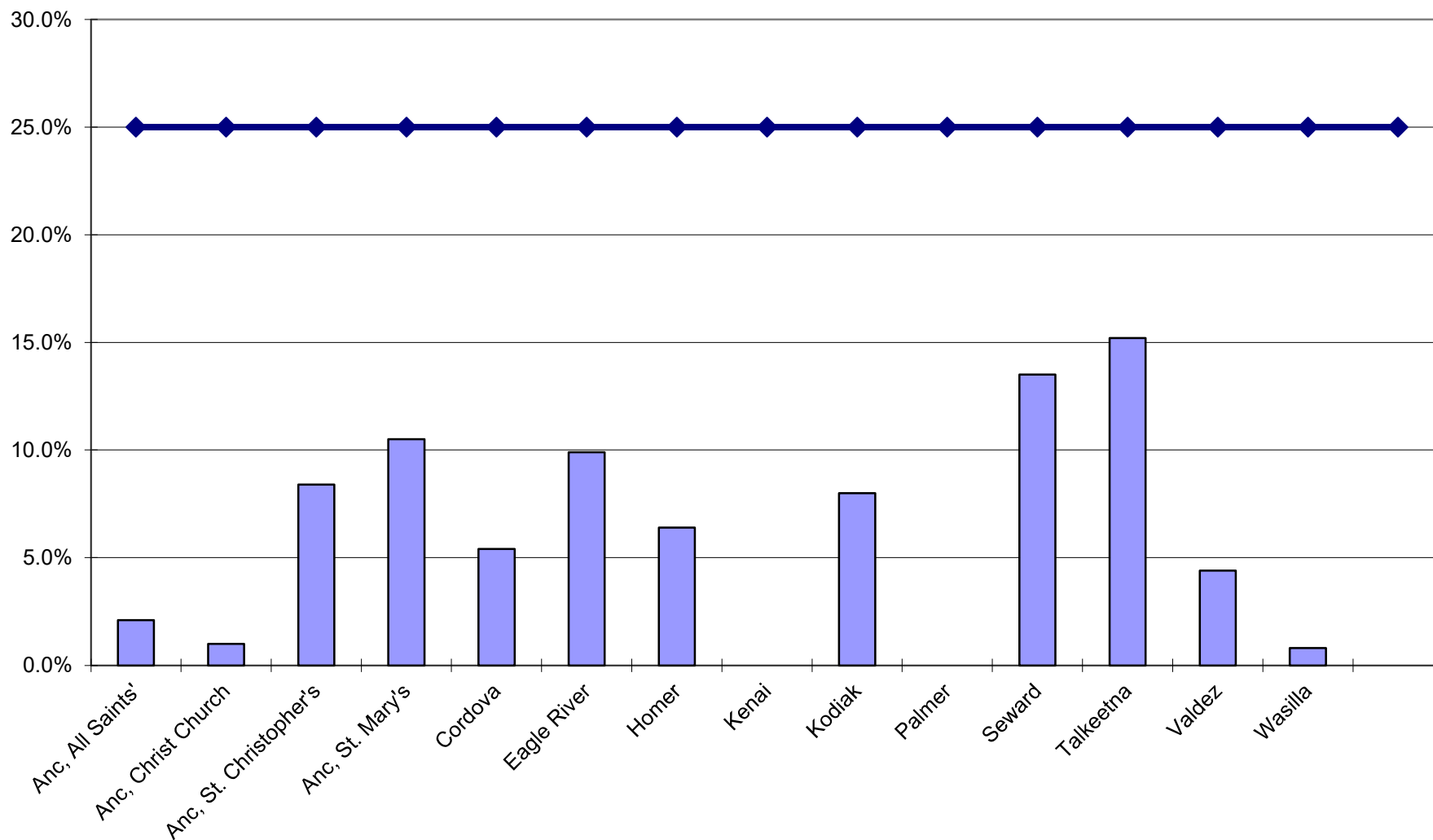
Interior

2020 Congregational Pledge Income



South Central Deanery

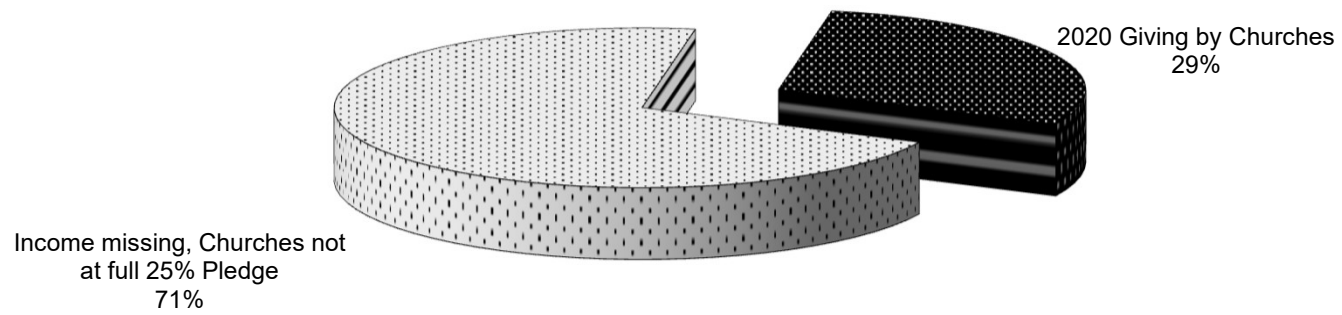
Pledge Giving as a % of Income



based on 2020 data

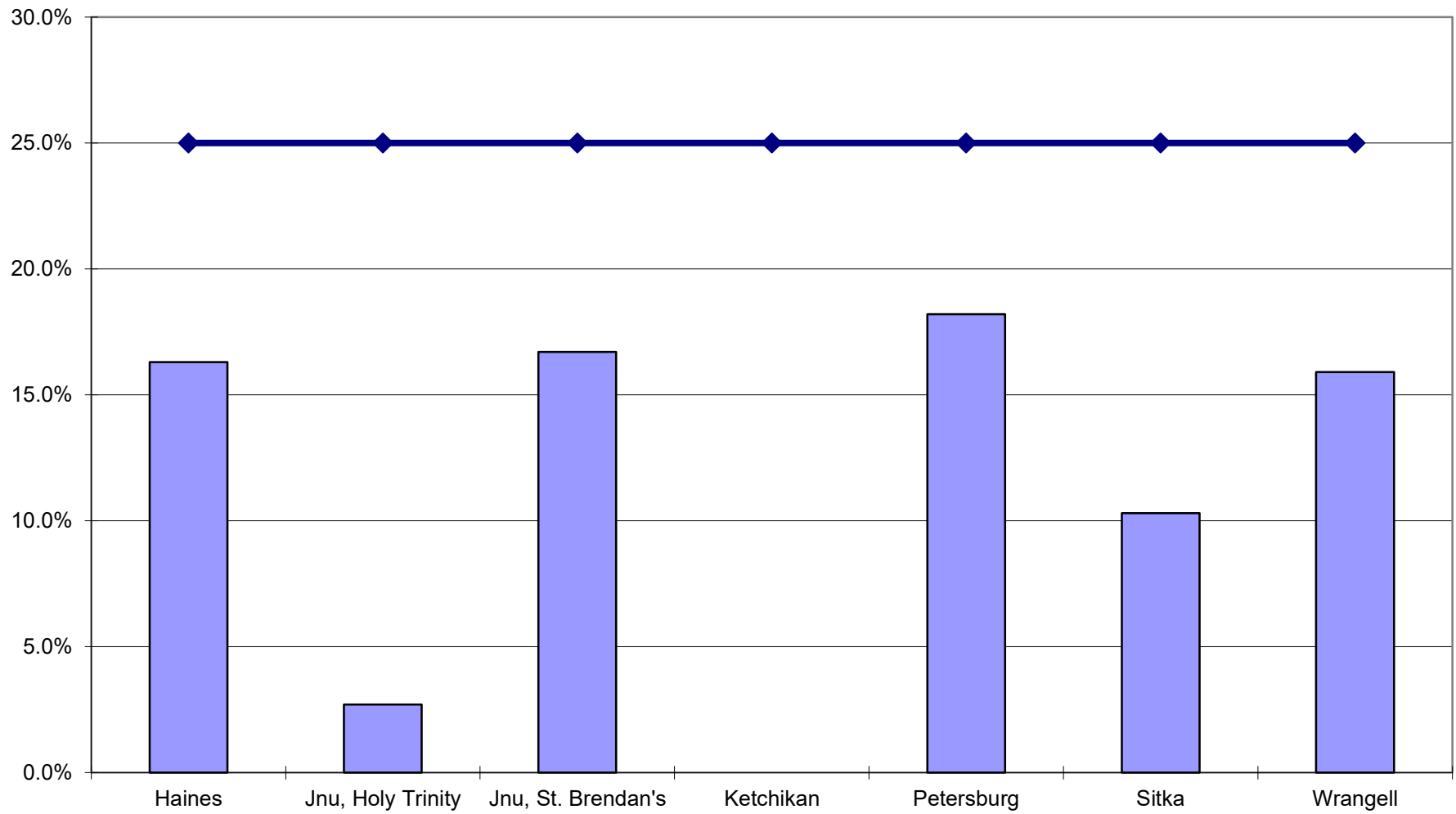
South Central

2020 Congregational Pledge Income



Southeast Deanery

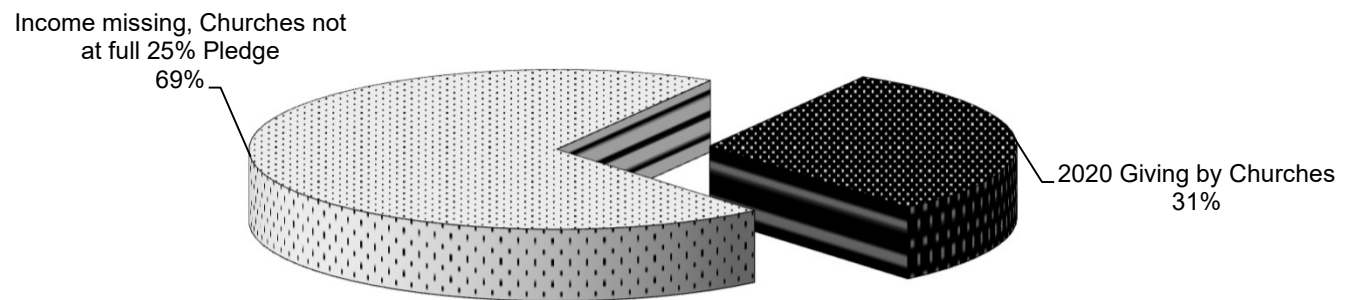
Pledge Giving as a % of Income



based on 2020 data

Southeast

2020 Congregational Pledge Income



Pledge Analysis

City/Village	Congregation	2020*				Projected 2021 Giving	Amount in 2022 Budget
		Operating Income from Parochial Report	Actual Giving	Percent Given	Estimated Full 25%		
	Arctic Coast Deanery	\$ 105,622	\$ 26,130	24.7%	\$ 26,405	\$ 20,400	\$ 20,680
	Interior Deanery	330,665	22,191	6.7%	82,669	60,157	61,810
	South Central Deanery	1,675,398	119,155	7.3%	405,908	126,300	131,360
	South East Deanery	666,021	50,867	7.6%	166,507	56,008	58,250
	Total Pledge Income	\$ 2,777,706	\$ 218,343	8.0%	\$ 681,489	\$ 262,865	\$ 272,100

(1) Ecumenical Congregation,
Assumes 50/50 split of pledge

Pledge Analysis

City/Village	Congregation	2020*				Projected 2021 Giving	Amount in 2022 Budget
		Operating Income from Parochial Report	Actual Giving	Percent Given	Estimated Full 25%		
Arctic Coast Deanery							
Kivalina	Epiphany	38,972	8,335	21.4%	9,743	6,500	6,760
Kotzebue	St. George's	34,969	8,750	25.0%	8,742	6,000	6,000
Noatak	Congregation	0	0	0.0%	0	0	0
Point Hope	St. Thomas'	31,681	9,045	28.6%	7,920	7,900	7,920
Point Lay	St. Alban's	0	0	0.0%	0	0	0
Total Deanery		\$ 105,622	\$ 26,130	24.7%	\$ 26,405	\$ 20,400	\$ 20,680
% of Total		3.8%	12.0%		3.9%	7.8%	7.6%

(1) Ecumenical Congregation,
Assumes 50/50 split of pledge

Pledge Analysis

City/Village	Congregation	2020*				Projected 2021 Giving	Amount in 2022 Budget
		Operating Income from Parochial Report	Actual Giving	Percent Given	Estimated Full 25%		
Interior Deanery							
Allakaket	St. John's	0	0	0.0%	0	0	0
Anvik	Christ Church	0	0	0.0%	0	0	0
Arctic Village	Bishop Rowe Chapel	0	0	0.0%	0	0	0
Beaver	St. Matthew's	352	0	0.0%	88	30	30
Birch Creek	St. Peter's	0	0	0.0%	0	0	0
Chalkyitsik	St. Timothy's	2,252	900	40.0%	563	800	560
Circle	Holy Trinity	79	79	100.0%	20	300	100
Eagle	St. John's	0	0	0.0%	0	0	0
Fairbanks	St. Matthew's	245,334	16,175	6.6%	61,334	51,000	53,040
Ft. Yukon	St. Stephen's	3,982	0	0.0%	996	500	520
Grayling	St. Paul's	0	0	0.0%	0	0	0
Hughes	St. Paul's	0	0	0.0%	0	300	50
Huslia	Good Shepherd	893	0	0.0%	223	100	100
Minto	St. Barnabas'	14,000	0	0.0%	3,500	1,500	1,560
Nenana	St. Mark's	14,015	1,200	8.6%	3,504	1,500	1,560
North Pole	St. Jude's	36,551	1,350	3.7%	9,138	2,000	2,080
Rampart	Congregation	0	0	0.0%	0	0	0
Shageluk	St. Luke's	0	0	0.0%	0	20	20
Steven's Village	St. Andrew's	0	0	0.0%	0	0	0
Tanacross	St. Timothy's	50	50	100.0%	13	0	0
Tanana	St. James'	10,466	1,835	17.5%	2,617	1,507	1,570
Venetie	Good Shepherd	2,691	602	22.4%	673	600	620
Total Deanery		\$ 330,665	\$ 22,191	6.7%	\$ 82,669	\$ 60,157	\$ 61,810
% of Total		11.9%	10.2%		12.1%	22.9%	22.7%

(1) Ecumenical Congregation,
Assumes 50/50 split of pledge

Pledge Analysis

City/Village	Congregation	2020*				Projected 2021 Giving	Amount in 2022 Budget
		Operating Income from Parochial Report	Actual Giving	Percent Given	Estimated Full 25%		
South Central Deanery							
Anchorage	All Saints'	234,598	5,000	2.1%	58,650	5,000	5,200
Anchorage	Christ Church	119,401	1,200	1.0%	29,850	1,200	1,250
Anchorage	St. Christopher's	19,690	1,650	8.4%	4,923	1,800	1,870
Anchorage	St. Mary's	837,026	87,482	10.5%	209,257	84,210	87,580
Cordova	St. George's	22,224	1,200	5.4%	5,556	1,200	1,250
Eagle River	Holy Spirit	91,356	9,000	9.9%	22,839	9,000	9,360
Homer	St. Augustine's	12,279	784	6.4%	3,070	2,938	3,060
Kenai	St. Francis'	19,457	0	0.0%	4,864	2,000	2,080
Kodiak	St. James'	78,958	6,300	8.0%	19,740	6,000	6,240
Palmer	St. Bartholmew's	49,522	0	0.0%	12,381	1,490	1,550
Seward	St. Peter's	26,226	3,545	13.5%	6,557	2,640	2,750
Talkeetna	Denali	1,275	194	15.2%	319	222	230
Valdez	Epiphany Lutheran (1)	103,553	2,300	4.4%	12,944	3,600	3,740
Wasilla	St. David's	59,833	500	0.8%	14,958	5,000	5,200
Total Deanery		\$ 1,675,398	\$ 119,155	7.3%	\$ 405,908	\$ 126,300	\$ 131,360
% of Total		60.3%	54.6%		59.6%	48.0%	48.3%

(1) Ecumenical Congregation,
Assumes 50/50 split of pledge

Pledge Analysis

City/Village	Congregation	2020*				Projected 2021 Giving	Amount in 2022 Budget
		Operating Income from Parochial Report	Actual Giving	Percent Given	Estimated Full 25%		
South East Deanery							
Haines	St. Michael and All Angels	12,243	2,000	16.3%	3,061	1,500	1,560
Juneau	Holy Trinity	222,111	6,000	2.7%	55,528	8,000	8,320
Juneau	St. Brendan's	104,170	17,367	16.7%	26,043	16,858	17,530
Ketchikan	St. John's	114,666	0	0.0%	28,667	4,500	4,680
Petersburg	St. Andrew's	13,757	2,500	18.2%	3,439	2,150	2,240
Sitka	St. Peter's	155,118	16,000	10.3%	38,780	16,000	16,640
Wrangell	St. Phillip's	43,956	7,000	15.9%	10,989	7,000	7,280
Total Deanery		\$ 666,021	\$ 50,867	7.6%	\$ 166,507	\$ 56,008	\$ 58,250
% of Total		24.0%	23.3%		24.4%	21.3%	21.4%

(1) Ecumenical Congregation,
Assumes 50/50 split of pledge

Pledge Challenge

City/Village	Congregation	Actual Giving- 2020	Estimated Tithe	Challenge to give 5% above tithe (15%)	Challenge to give 10% above tithe (20%)	Challenge to give 15% above tithe (full 25%)	Projected 2021 Giving	Amount in 2022 Budget
	Arctic Coast Deanery	\$ 26,130	\$ 10,562	\$ 15,843	\$ 21,124	\$ 26,405	\$ 20,400	\$ 20,680
	Interior Deanery	22,191	33,066	49,601	66,132	82,669	60,157	61,810
	South Central Deanery	119,155	162,364	243,544	324,724	405,908	126,300	131,360
	South East Deanery	50,867	66,603	99,904	133,204	166,507	56,008	58,250
	Total Pledge Income	\$ 218,343	\$ 272,595	\$ 408,892	\$ 545,184	\$ 681,489	\$ 262,865	\$ 272,100

Based on 2020 data
 (1) Ecumenical Congregation,
 Assumes 50/50 split of pledge

Pledge Challenge

City/Village	Congregation	Actual Giving- 2020	Estimated Tithe	Challenge to give 5% above tithe (15%)	Challenge to give 10% above tithe (20%)	Challenge to give 15% above tithe (full 25%)	Projected 2021 Giving	Amount in 2022 Budget
Arctic Coast Deanery								
Kivalina	Epiphany	8,335	3,897	5,846	7,794	9,743	6,500	6,760
Kotzebue	St. George's	8,750	3,497	5,245	6,994	8,742	6,000	6,000
Noatak	Congregation	0	0	0	0	0	0	0
Point Hope	St. Thomas'	9,045	3,168	4,752	6,336	7,920	7,900	7,920
Point Lay	St. Alban's	0	0	0	0	0	0	0
Total Deanery		\$ 26,130	\$ 10,562	\$ 15,843	\$ 21,124	\$ 26,405	\$ 20,400	\$ 20,680
% of Total		12.0%	3.9%	3.9%	3.9%	3.9%	7.8%	7.6%

Based on 2020 data
 (1) Ecumenical Congregation,
 Assumes 50/50 split of pledge

Pledge Challenge

City/Village	Congregation	Actual Giving- 2020	Estimated Tithe	Challenge to give 5% above tithe (15%)	Challenge to give 10% above tithe (20%)	Challenge to give 15% above tithe (full 25%)	Projected 2021 Giving	Amount in 2022 Budget
Interior Deanery								
Allakaket	St. John's	0	0	0	0	0	0	0
Anvik	Christ Church	0	0	0	0	0	0	0
Arctic Village	Bishop Rowe Chapel	0	0	0	0	0	0	0
Beaver	St. Matthew's	0	35	53	70	88	30	30
Birch Creek	St. Peter's	0	0	0	0	0	0	0
Chalkyitsik	St. Timothy's	900	225	338	450	563	800	560
Circle	Holy Trinity	79	8	12	16	20	300	100
Eagle	St. John's	0	0	0	0	0	0	0
Fairbanks	St. Matthew's	16,175	24,533	36,800	49,067	61,334	51,000	53,040
Ft. Yukon	St. Stephen's	0	398	597	796	996	500	520
Grayling	St. Paul's	0	0	0	0	0	0	0
Hughes	St. Paul's	0	0	0	0	0	300	50
Huslia	Good Shepherd	0	89	134	179	223	100	100
Minto	St. Barnabas'	0	1,400	2,100	2,800	3,500	1,500	1,560
Nenana	St. Mark's	1,200	1,402	2,102	2,803	3,504	1,500	1,560
North Pole	St. Jude's	1,350	3,655	5,483	7,310	9,138	2,000	2,080
Rampart	Congregation	0	0	0	0	0	0	0
Shageluk	St. Luke's	0	0	0	0	0	20	20
Steven's Vill	St. Andrew's	0	0	0	0	0	0	0
Tanacross	St. Timothy's	50	5	8	10	13	0	0
Tanana	St. James'	1,835	1,047	1,570	2,093	2,617	1,507	1,570
Venetie	Good Shepherd	602	269	404	538	673	600	620
Total Deanery		\$ 22,191	\$ 33,066	\$ 49,601	\$ 66,132	\$ 82,669	\$ 60,157	\$ 61,810
% of Total		10.2%	12.1%	12.1%	12.1%	12.1%	22.9%	22.7%

Based on 2020 data

(1) Ecumenical Congregation,

Assumes 50/50 split of pledge

Pledge Challenge

City/Village	Congregation	Actual Giving- 2020	Estimated Tithe	Challenge to give 5% above tithe (15%)	Challenge to give 10% above tithe (20%)	Challenge to give 15% above tithe (full 25%)	Projected 2021 Giving	Amount in 2022 Budget
South Central Deanery								
Anchorage	All Saints'	5,000	23,460	35,190	46,920	58,650	5,000	5,200
Anchorage	Christ Church	1,200	11,940	17,910	23,880	29,850	1,200	1,250
Anchorage	St. Christopher's	1,650	1,969	2,954	3,938	4,923	1,800	1,870
Anchorage	St. Mary's	87,482	83,703	125,554	167,405	209,257	84,210	87,580
Cordova	St. George's	1,200	2,222	3,334	4,445	5,556	1,200	1,250
Eagle River	Holy Spirit	9,000	9,136	13,703	18,271	22,839	9,000	9,360
Homer	St. Augustine's	784	1,228	1,842	2,456	3,070	2,938	3,060
Kenai	St. Francis'	0	1,946	2,919	3,891	4,864	2,000	2,080
Kodiak	St. James'	6,300	7,896	11,844	15,792	19,740	6,000	6,240
Palmer	St. Bartholmew's	0	4,952	7,428	9,904	12,381	1,490	1,550
Seward	St. Peter's	3,545	2,623	3,934	5,245	6,557	2,640	2,750
Talkeetna	Denali	194	128	191	255	319	222	230
Valdez	Epiphany Lutheran (1)	2,300	5,178	7,766	10,355	12,944	3,600	3,740
Wasilla	St. David's	500	5,983	8,975	11,967	14,958	5,000	5,200
Total Deanery		\$ 119,155	\$ 162,364	\$ 243,544	\$ 324,724	\$ 405,908	\$ 126,300	\$ 131,360
% of Total		54.6%	59.6%	59.6%	59.6%	59.6%	48.0%	48.3%

Based on 2020 data
 (1) Ecumenical Congregation,
 Assumes 50/50 split of pledge

Pledge Challenge

City/Village	Congregation	Actual Giving- 2020	Estimated Tithe	Challenge to give 5% above tithe (15%)	Challenge to give 10% above tithe (20%)	Challenge to give 15% above tithe (full 25%)	Projected 2021 Giving	Amount in 2022 Budget
South East Deanery								
Haines	St. Michael and All Angels	2,000	1,224	1,836	2,449	3,061	1,500	1,560
Juneau	Holy Trinity	6,000	22,211	33,317	44,422	55,528	8,000	8,320
Juneau	St. Brendan's	17,367	10,417	15,626	20,834	26,043	16,858	17,530
Ketchikan	St. John's	0	11,467	17,200	22,933	28,667	4,500	4,680
Petersburg	St. Andrew's	2,500	1,376	2,064	2,751	3,439	2,150	2,240
Sitka	St. Peter's	16,000	15,512	23,268	31,024	38,780	16,000	16,640
Wrangell	St. Phillip's	7,000	4,396	6,593	8,791	10,989	7,000	7,280
Total Deanery		\$ 50,867	\$ 66,603	\$ 99,904	\$ 133,204	\$ 166,507	\$ 56,008	\$ 58,250
% of Total		23.3%	24.4%	24.4%	24.4%	24.4%	21.3%	21.4%

Based on 2020 data
 (1) Ecumenical Congregation,
 Assumes 50/50 split of pledge

Pledge History

City/Village	Congregation	Actual Giving						Current Year--2021	
		2015	2016	2017	2018	2019	2020 *	Pledge	Actuals as of 7/31/21
	Arctic Coast Deanery	\$ 23,411	\$ 30,342	\$ 19,281	\$ 21,562	\$ 25,764	\$ 26,130	\$ -	\$ (7,406)
	Interior Deanery	79,734	55,804	56,069	58,828	73,854	22,191	59,157	24,703
	South Central Deanery	130,628	128,940	132,629	131,411	132,458	119,155	116,500	69,240
	South East Deanery	53,350	47,500	53,100	55,464	61,570	50,867	43,508	28,902
	Total Pledge Income	\$ 287,123	\$ 262,586	\$ 261,079	\$ 267,265	\$ 293,646	\$ 218,343	\$ 219,165	\$ 115,439

*a waiver was granted in 2nd half of 2020.

Pledge History

City/Village	Congregation	Actual Giving						Current Year--2021	
		2015	2016	2017	2018	2019	2020 *	Pledge	Actuals as of 7/31/21
Arctic Coast Deanery									
Kivalina	Epiphany	9,889	4,332	5,004	8,178	7,235	8,335		1,639
Kotzebue	St. George's	4,250	5,250	5,510	5,600	5,900	8,750		0
Noatak	Congregation		0	0	0	0	0		0
Point Hope	St. Thomas'	9,272	20,760	8,767	7,784	12,629	9,045		(9,045)
Point Lay	St. Alban's	0	0	0	0	0	0		0
Total Deanery		\$ 23,411	\$ 30,342	\$ 19,281	\$ 21,562	\$ 25,764	\$ 26,130	\$ -	\$ (7,406)
% of Total		8.2%	11.6%	7.4%	8.1%	8.8%	12.0%	0.0%	-6.4%

*a waiver was granted in 2nd half of 2020.

Pledge History

City/Village	Congregation	Actual Giving						Current Year--2021	
		2015	2016	2017	2018	2019	2020 *	Pledge	Actuals as of 7/31/21
Interior Deanery									
Allakaket	St. John's	71	158	82	56	70	0		0
Anvik	Christ Church	420	420	175	65	0	0		0
Arctic Village	Bishop Rowe Chapel	30	33	0	0	0	0		0
Beaver	St. Matthew's	0	148	0	122	28	0		0
Birch Creek	St. Peters	0	0	0	0	0	0		0
Chalkyitsik	St. Timothy's	656	959	880	450	451	900	150	650
Circle	Holy Trinity	0	51	513	760	154	79		310
Eagle	St. John's	0	0	138	0	0	0		0
Fairbanks	St. Matthew's	70,853	48,285	48,894	49,285	63,507	16,175	51,000	20,686
Ft. Yukon	St. Stephen's	1,000	0	0	0	0	0	500	500
Grayling	St. Paul's	420	420	175	42	0	0		0
Hughes	St. Paul's	0	0	0	0	30	0		300
Huslia	Good Shepherd	300	300	0	400	0	0		0
Minto	St. Barnabas'	1,150	0	0	1,200	1,900	0	6,000	500
Nenana	St. Mark's	1,020	1,500	1,000	2,000	2,100	1,200		0
North Pole	St. Jude's	1,200	1,000	1,600	2,640	3,108	1,350		0
Rampart	Congregation	0	0	0	0	0	0		0
Shageluk	St. Luke's	420	420	175	32	0	0		0
Steven's Village	St. Andrew's	27	0	0	0	0	0		0
Tanacross	St. Timothy's	100	0	0	0	0	50		0
Tanana	St. James'	1,500	1,590	1,845	1,576	1,655	1,835	1,507	1,507
Venetie	Good Shepherd	567	520	592	200	851	602		250
Total Deanery		\$ 79,734	\$ 55,804	\$ 56,069	\$ 58,828	\$ 73,854	\$ 22,191	\$ 59,157	\$ 24,703
% of Total		27.8%	21.3%	21.5%	22.0%	25.2%	10.2%	27.0%	21.4%

*a waiver was granted in 2nd half of 2020.

Pledge History

City/Village	Congregation	Actual Giving						Current Year--2021	
		2015	2016	2017	2018	2019	2020 *	Pledge	Actuals as of 7/31/21
South Central Deanery									
Anchorage	All Saints'	15,000	10,000	10,000	5,000	5,000	5,000	5,000	5,000
Anchorage	Christ Church	660	740	900	900	900	1,200	1,200	600
Anchorage	St. Christopher's	900	1,950	1,800	1,800	1,800	1,650		1,050
Anchorage	St. Mary's	80,200	80,200	81,300	83,000	85,000	87,482	84,210	49,940
Cordova	St. George's	1,500	375	750	1,000	1,000	1,200	1,200	900
Eagle River	Holy Spirit	7,700	9,600	9,000	12,600	9,150	9,000	9,000	5,250
Homer	St. Augustine's	4,347	3,831	6,103	4,770	4,873	784	2,938	1,470
Kenai	St. Francis'	1,123	2,500	2,500	1,900	1,900	0	0	2,000
Kodiak	St. James'	6,000	6,000	6,000	6,000	6,300	6,300		0
Palmer	St. Bartholmew's	2,700	2,700	2,700	2,840	2,980	0	1,490	1,490
Seward	St. Peter's	4,700	4,900	4,800	5,075	5,320	3,545	2,640	1,540
Talkeetna	Denali	172	224	179	252	222	194	222	0
Valdez	Epiphany Lutheran (1)	1,226	1,300	1,746	2,074	2,313	2,300	3,600	0
Wasilla	St. David's	4,400	4,620	4,851	4,200	5,700	500	5,000	0
Total Deanery		\$ 130,628	\$ 128,940	\$ 132,629	\$ 131,411	\$ 132,458	\$ 119,155	\$ 116,500	\$ 69,240
% of Total		45.5%	49.1%	50.8%	49.2%	45.1%	54.6%	53.2%	60.0%

*a waiver was granted in 2nd half of 2020.

Pledge History

City/Village	Congregation	Actual Giving						Current Year--2021	
		2015	2016	2017	2018	2019	2020 *	Pledge	Actuals as of 7/31/21
South East Deanery									
Haines	St. Michael and All Ang	0	200	300	500	1,500	2,000	1,500	1,500
Juneau	Holy Trinity	8,500	9,000	10,500	11,750	12,000	6,000		2,000
Juneau	St. Brendan's	15,000	15,000	15,000	15,750	16,540	17,367	16,858	9,834
Ketchikan	St. John's	7,500	500	4,000	3,500	6,000	0		0
Petersburg	St. Andrew's	0	0	500	965	2,530	2,500	2,150	2,150
Sitka	St. Peter's	15,000	16,000	16,000	16,000	16,000	16,000	16,000	9,333
Wrangell	St. Phillip's	7,350	6,800	6,800	6,999	7,000	7,000	7,000	4,085
Total Deanery		\$ 53,350	\$ 47,500	\$ 53,100	\$ 55,464	\$ 61,570	\$ 50,867	\$ 43,508	\$ 28,902
% of Total		18.6%	18.1%	20.3%	20.8%	21.0%	23.3%	19.9%	25.1%

*a waiver was granted in 2nd half of 2020.

Episcopal Diocese of Alaska
Pledge Analysis: 2020 vs 2019

City/Village	Congregation	2020 *			Operating Income			Congregational Pledge		
		Operating Inome from Parochial Report	Actual Giving	% Given	2019/2018 from Parochial Report	2020 vs 2019	% change	Pledge Giving 2019	2020 vs 2019	% change
		\$ 105,622	\$ 26,130	24.7%	\$ 113,414	\$ (7,792)	-6.9%	\$ 25,764	\$ 366	1.4%
	Arctic Coast Deanery									
	Interior Deanery	330,665	22,191	6.7%	398,420	(67,755)	-17.0%	73,854	(51,663)	-70.0%
	South Central Deanery	1,675,398	119,155	7.3%	1,837,328	(161,930)	-8.8%	132,458	(13,303)	-10.0%
	South East Deanery	666,021	50,867	7.6%	740,969	(74,948)	-10.1%	61,570	(10,703)	-17.4%
	Total Operating Income & Pledge Giving	\$ 2,777,706	\$ 218,343	8.0%	\$3,090,131	\$(312,425)	-10.1%	\$ 293,646	\$(75,303)	-25.6%

* a waiver was granted in 2nd half of 2020.

Episcopal Diocese of Alaska
Pledge Analysis: 2020 vs 2019

City/Village	Congregation	2020 *			Operating Income			Congregational Pledge		
		Operating Inome from Parochial Report	Actual Giving	% Given	2019/2018 from Parochial Report	2020 vs 2019	% change	Pledge Giving 2019	2020 vs 2019	% change
Arctic Coast Deanery										
Kivalina	Epiphany	38,972	8,335	21.4%	36,840	2,132	5.8%	7235	1,100	15.2%
Kotzebue	St. George's	34,969	8,750	25.0%	26,062	8,907	34.2%	5900	2,850	48.3%
Point Hope	St. Thomas'	31,681	9,045	28.6%	50,512	(18,831)	-37.3%	12629	(3,584)	-28.4%
Point Lay	St. Alban's	0	0	0.0%	0	0	0.0%	0	0	0.0%
Noatak	Congregation	0	0	0.0%	0	0	0.0%	0	0	0.0%
		\$ 105,622	\$ 26,130	24.7%	\$ 113,414	\$ (7,792)	-6.9%	\$ 25,764	\$ 366	1.4%

* a waiver was granted in 2nd half of 2020.

Episcopal Diocese of Alaska
Pledge Analysis: 2020 vs 2019

City/Village	Congregation	2020 *			Operating Income			Congregational Pledge		
		Operating Inome from Parochial Report	Actual Giving	% Given	2019/2018 from Parochial Report	2020 vs 2019	% change	Pledge Giving 2019	2020 vs 2019	% change
Interior Deanery										
Allakaket	St. John's	0	0	0.0%	700	(700)	-100.0%	70	(70)	-100.0%
Anvik	Christ Church	0	0	0.0%	0	0	0.0%	0	0	0.0%
Arctic Village	Bishop Rowe Chapel	0	0	0.0%	60	(60)	-100.0%	0	0	0.0%
Beaver	St. Matthew's	352	0	0.0%	1,310	(958)	-73.1%	28	(28)	-100.0%
Birch Creek	St. Peter's	0	0	0.0%	0	0	0.0%	0	0	0.0%
Chalkyitsik	St. Timothy's	2,252	900	40.0%	900	1,352	150.2%	451	449	99.6%
Circle	Holy Trinity	79	79	100.0%	154	(75)	-48.7%	154	(75)	-48.7%
Eagle	St. John's	0	0	0.0%	0	0	0.0%	0	0	0.0%
Fairbanks	St. Matthew's	245,334	16,175	6.6%	297,239	(51,905)	-17.5%	63507	(47,332)	-74.5%
Ft. Yukon	St. Stephen's	3,982	0	0.0%	8,698	(4,716)	-54.2%	0	0	0.0%
Grayling	St. Paul's	0	0	0.0%	0	0	0.0%	0	0	0.0%
Hughes	St. Paul's	0	0	0.0%	30	(30)	-100.0%	30	(30)	-100.0%
Huslia	Good Shepherd	893	0	0.0%	2,691	(1,798)	-66.8%	0	0	0.0%
Minto	St. Barnabas'	14,000	0	0.0%	12,000	2,000	16.7%	1900	(1,900)	-100.0%
Nenana	St. Mark's	14,015	1,200	8.6%	28,442	(14,427)	-50.7%	2100	(900)	-42.9%
North Pole	St. Jude's	36,551	1,350	3.7%	34,079	2,472	7.3%	3108	(1,758)	-56.6%
Rampart	Congregation	0	0	0.0%	0	0	0.0%	0	0	0.0%
Shageluk	St. Luke's	0	0	0.0%	0	0	0.0%	0	0	0.0%
Steven's Village	St. Andrew's	0	0	0.0%	0	0	0.0%	0	0	0.0%
Tanacross	St. Timothy's	50	50	100.0%	1,550	(1,500)	-96.8%	0	50	0.0%
Tanana	St. James'	10,466	1,835	17.5%	6,026	4,440	73.7%	1655	180	10.9%
Venetie	Good Shepherd	2,691	602	22.4%	4,541	(1,850)	-40.7%	851	(249)	-29.3%
		\$ 330,665	\$ 22,191	6.7%	398,420	(67,755)	-17.0%	73,854	(51,663)	-70.0%

* a waiver was granted in 2nd half of 2020.

Episcopal Diocese of Alaska
Pledge Analysis: 2020 vs 2019

City/Village	Congregation	2020 *			Operating Income			Congregational Pledge		
		Operating Inome from Parochial Report	Actual Giving	% Given	2019/2018 from Parochial Report	2020 vs 2019	% change	Pledge Giving 2019	2020 vs 2019	% change
South Central Deanery										
Anchorage	All Saints'	234,598	5,000	2.1%	219,691	14,907	6.8%	5,000	0	0.0%
Anchorage	Christ Church	119,401	1,200	1.0%	141,742	(22,341)	-15.8%	900	300	33.3%
Anchorage	St. Christopher's	19,690	1,650	8.4%	44,539	(24,849)	-55.8%	1,800	(150)	-8.3%
Anchorage	St. Mary's	837,026	87,482	10.5%	904,861	(67,835)	-7.5%	85,000	2,482	2.9%
Cordova	St. George's	22,224	1,200	5.4%	25,314	(3,090)	-12.2%	1,000	200	20.0%
Eagle River	Holy Spirit	91,356	9,000	9.9%	105,719	(14,363)	-13.6%	9,150	(150)	-1.6%
Homer	St. Augustine's	12,279	784	6.4%	19,482	(7,203)	-37.0%	4,873	(4,089)	-83.9%
Kenai	St. Francis'	19,457	0	0.0%	17,283	2,174	12.6%	1,900	(1,900)	-100.0%
Kodiak	St. James'	78,958	6,300	8.0%	92,823	(13,865)	-14.9%	6,300	0	0.0%
Palmer	St. Bartholmew's	49,522	0	0.0%	35,000	14,522	41.5%	2,980	(2,980)	-100.0%
Seward	St. Peter's	26,226	3,545	13.5%	41,005	(14,779)	-36.0%	5,320	(1,775)	-33.4%
Talkeetna	Denali	1,275	194	15.2%	889	386	43.4%	222	(28)	-12.6%
Valdez	Epiphany Lutheran (1)	103,553	2,300	4.4%	91,678	11,875	13.0%	2,313	(13)	-0.6%
Wasilla	St. David's	59,833	500	0.8%	97,302	(37,469)	-38.5%	5,700	(5,200)	-91.2%
		\$ 1,675,398	\$ 119,155	7.3%	1,837,328	(161,930)	-9.1%	132,458	(13,303)	-10.0%

* a waiver was granted in 2nd half of 2020.

Episcopal Diocese of Alaska
Pledge Analysis: 2020 vs 2019

City/Village	Congregation	2020 *			Operating Income			Congregational Pledge		
		Operating Inome from Parochial Report	Actual Giving	% Given	2019/2018 from Parochial Report	2020 vs 2019	% change	Pledge Giving 2019	2020 vs 2019	% change
South East Deanery										
Haines	St. Michael and All Angels	12,243	2,000	16.3%	18,748	(6,505)	-34.7%	1,500	500	33.3%
Juneau	Holy Trinity	222,111	6,000	2.7%	236,453	(14,342)	-6.1%	12,000	(6,000)	-50.0%
Juneau	St. Brendan's	104,170	17,367	16.7%	105,108	(938)	-0.9%	16,540	827	5.0%
Ketchikan	St. John's	114,666	0	0.0%	152,783	(38,117)	-24.9%	6,000	(6,000)	-100.0%
Petersburg	St. Andrew's	13,757	2,500	18.2%	20,174	(6,417)	-31.8%	2,530	(30)	-1.2%
Sitka	St. Peter's	155,118	16,000	10.3%	158,047	(2,929)	-1.9%	16,000	0	0.0%
Wrangell	St. Phillip's	43,956	7,000	15.9%	49,656	(5,700)	-11.5%	7,000	0	0.0%
		\$ 666,021	\$ 50,867	7.6%	740,969	(74,948)	-10.1%	61,570	(10,703)	-17.4%

* a waiver was granted in 2nd half of 2020.