

Congregational Pledges to the Diocese

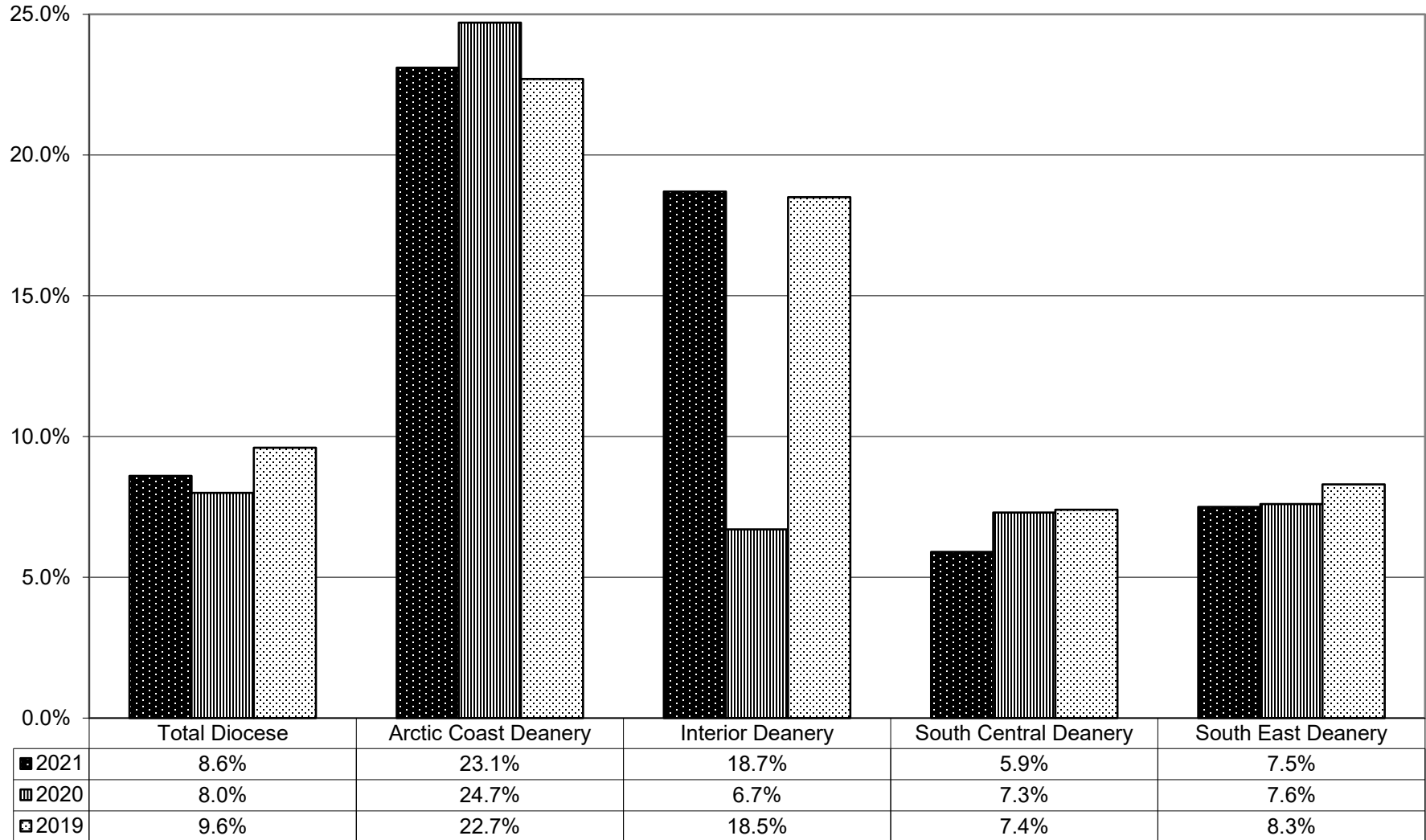
Episcopal Diocese of Alaska
Congregational Pledges to the Diocese
Table of Content

Description	Page #
Summary Graph Overall Giving % of Income 2019-2021	1
2021 Congregation Pledge Income Total Diocese Overview	2
2021 Giving as % of Income, Ranking by Congregation	3
2021 Giving as % of Income by Congregation, Graphically	4-5
2021 Giving as % of Income by Deanery, Graphically	6-13
Pledge Analysis, 2021 Giving, 2022 Projected & 2023 Budget	14-18
Pledge Challenge, based on 2021 Operating Income	19-23
Pledge History, 2016 to July 2022	24-28
Pledge Analysis, 2021 vs 2020 (Comparison)	29-33

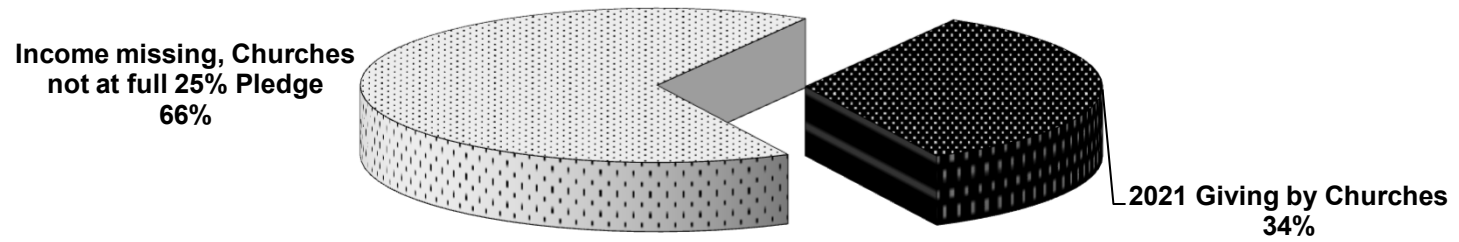
Note: A waiver was granted for Congregational Pledge Income for June 1 - December 31, 2020.

Overall

Pledge Giving as % of Income



2021 Congregational Pledge Income



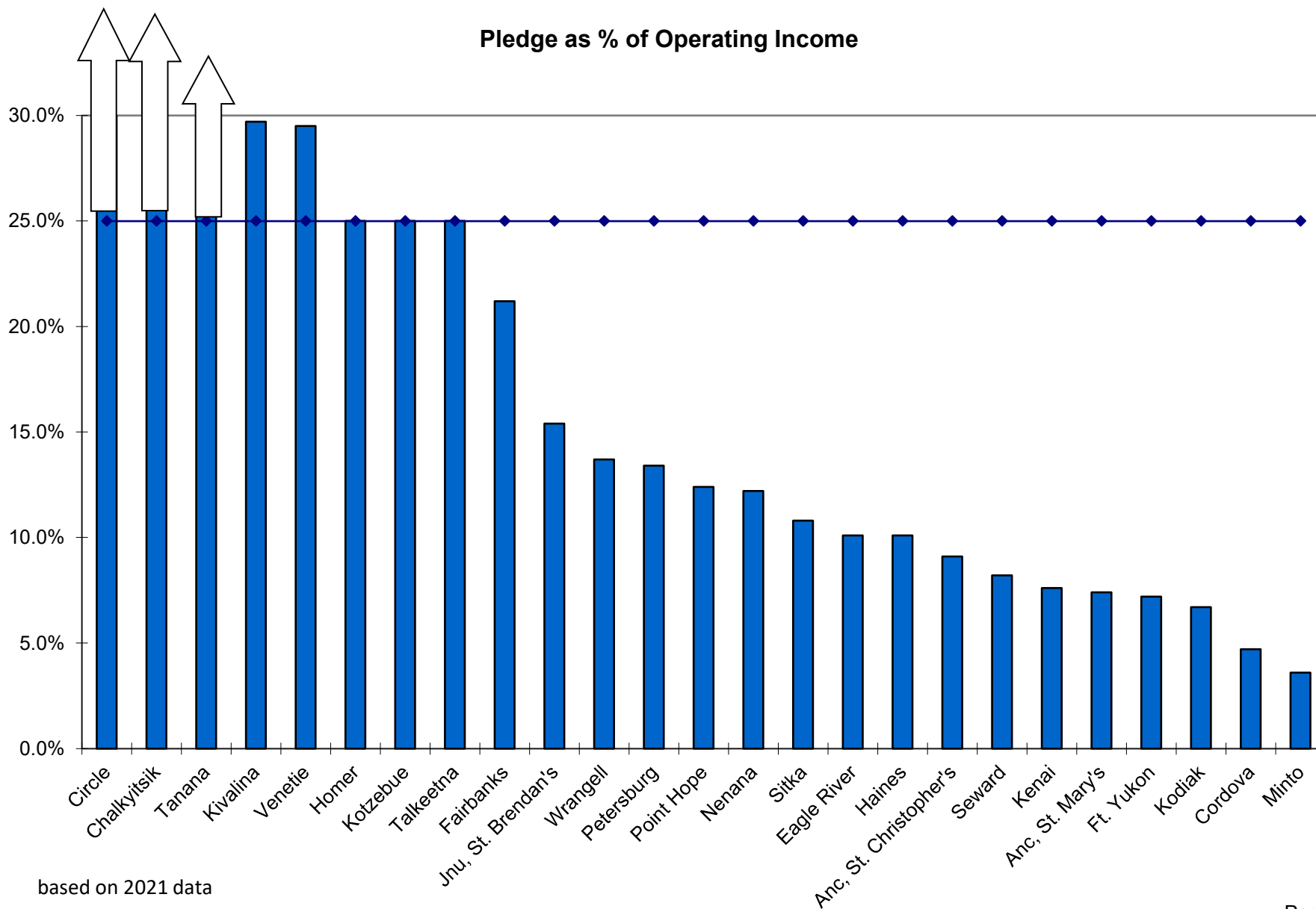
based on 2021 data

Episcopal Diocese of Alaska
 2021 Giving to the Diocese, as a % of Operating Income
 Ranking by Congregation

City/Village	Congregation	Pledge as % of Ops Income	City/Village	Congregation	Pledge as % of Ops Income
1 Circle	Holy Trinity	41.9%	22 Minto	St. Barnabas'	3.6%
2 Chalkyitsik	St. Timothy's	39.8%	23 Ketchikan	St. John's	2.8%
3 Tanana	St. James'	38.2%	23 Palmer	St. Bartholmew's	2.8%
4 Kivalina	Epiphany	29.7%	24 Anchorage	All Saints'	1.9%
5 Venetie	Good Shepherd	29.5%	25 Juneau	Holy Trinity	0.9%
6 Homer	St. Augustine's	25.0%	26 Anchorage	Christ Church	0.8%
6 Kotzebue	St. George's	25.0%	Allakaket	St. John's	0.0%
6 Talkeetna	Denali	25.0%	Anvik	Christ Church	0.0%
7 Fairbanks	St. Matthew's	21.2%	Arctic Village	Bishop Rowe Chapel	0.0%
8 Juneau	St. Brendan's	15.4%	Beaver	St. Matthew's	0.0%
9 Wrangell	St. Phillip's	13.7%	Birch Creek	St. Peter's	0.0%
10 Petersburg	St. Andrew's	13.4%	Eagle	St. John's	0.0%
11 Point Hope	St. Thomas'	12.4%	Grayling	St. Paul's	0.0%
12 Nenana	St. Mark's	12.2%	Hughes	St. Paul's	0.0%
13 Sitka	St. Peter's	10.8%	Huslia	Good Shepherd	0.0%
14 Eagle River	Holy Spirit	10.1%	Noatak	Congregation	0.0%
14 Haines	St. Michael and All Angels	10.1%	North Pole	St. Jude's	0.0%
15 Anchorage	St. Christopher's	9.1%	Point Lay	St. Alban's	0.0%
16 Seward	St. Peter's	8.2%	Rampart	Congregation	0.0%
17 Kenai	St. Francis'	7.6%	Shageluk	St. Luke's	0.0%
18 Anchorage	St. Mary's	7.4%	Steven's Village	St. Andrew's	0.0%
19 Ft. Yukon	St. Stephen's	7.2%	Tanacross	St. Timothy's	0.0%
20 Kodiak	St. James'	6.7%	Valdez	Epiphany Lutheran (1)	0.0%
21 Cordova	St. George's	4.7%	Wasilla	St. David's	0.0%

By Congregation

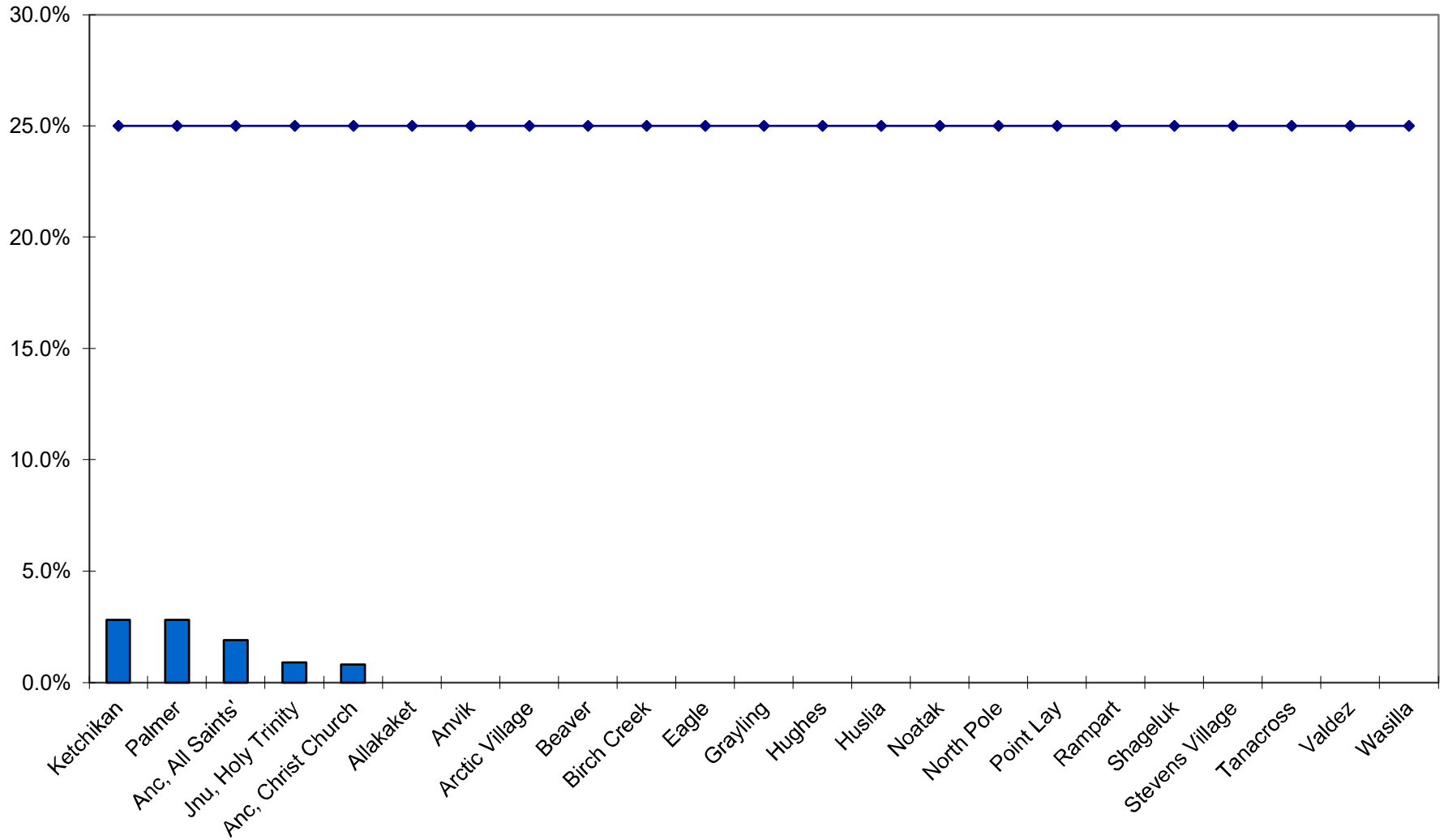
Pledge as % of Operating Income



based on 2021 data

By Congregation.

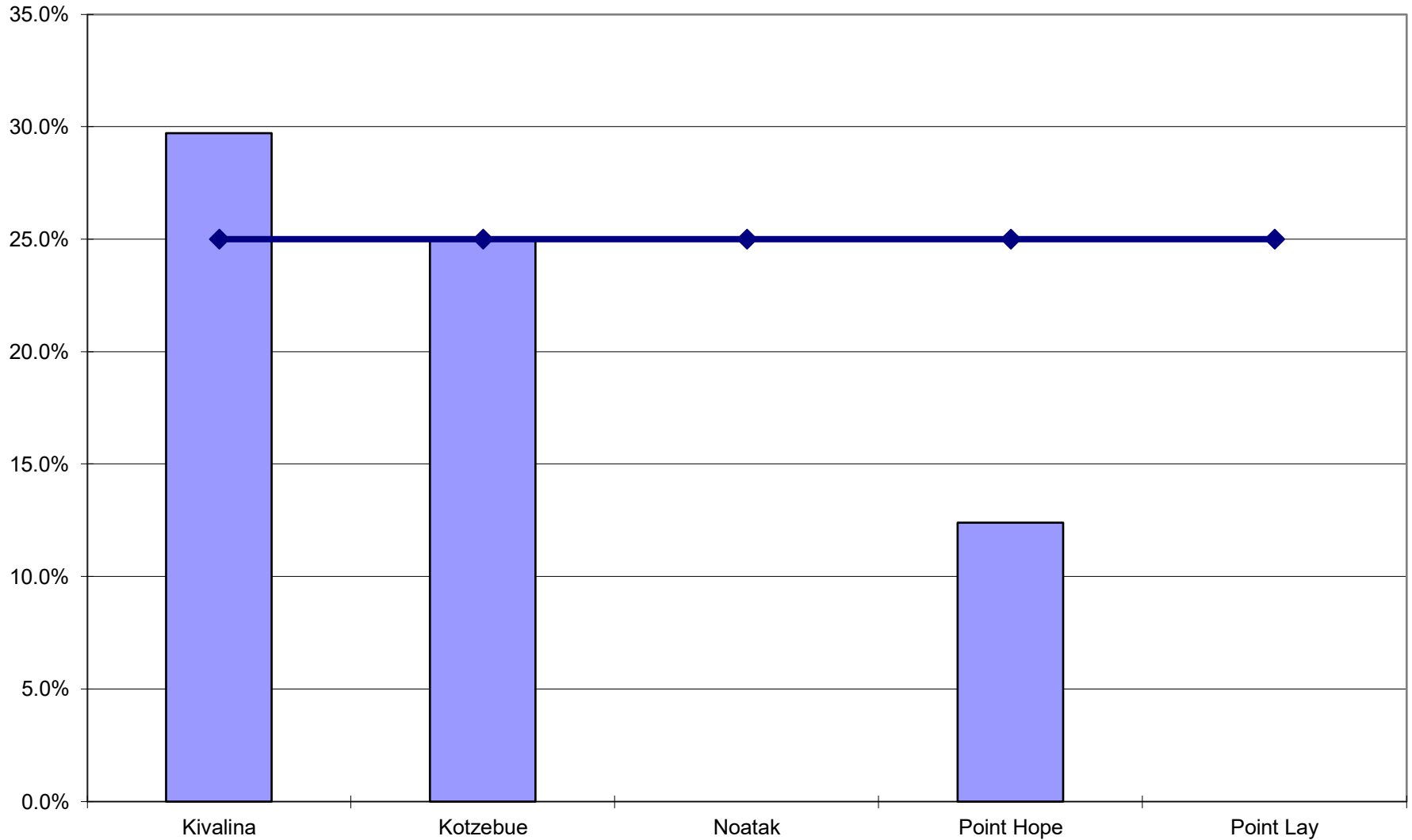
Pledge as % of Operating Income



based on 2021 data

Arctic Coast Deanery

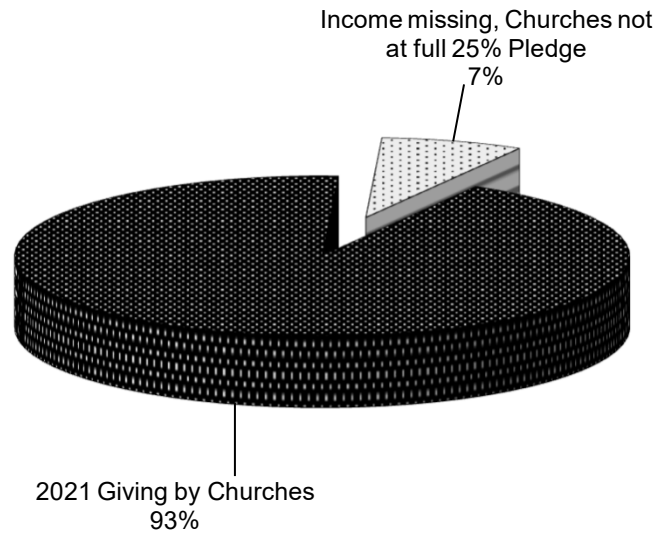
Pledge Giving as a % of Income



based on 2021 data

Arctic Coast

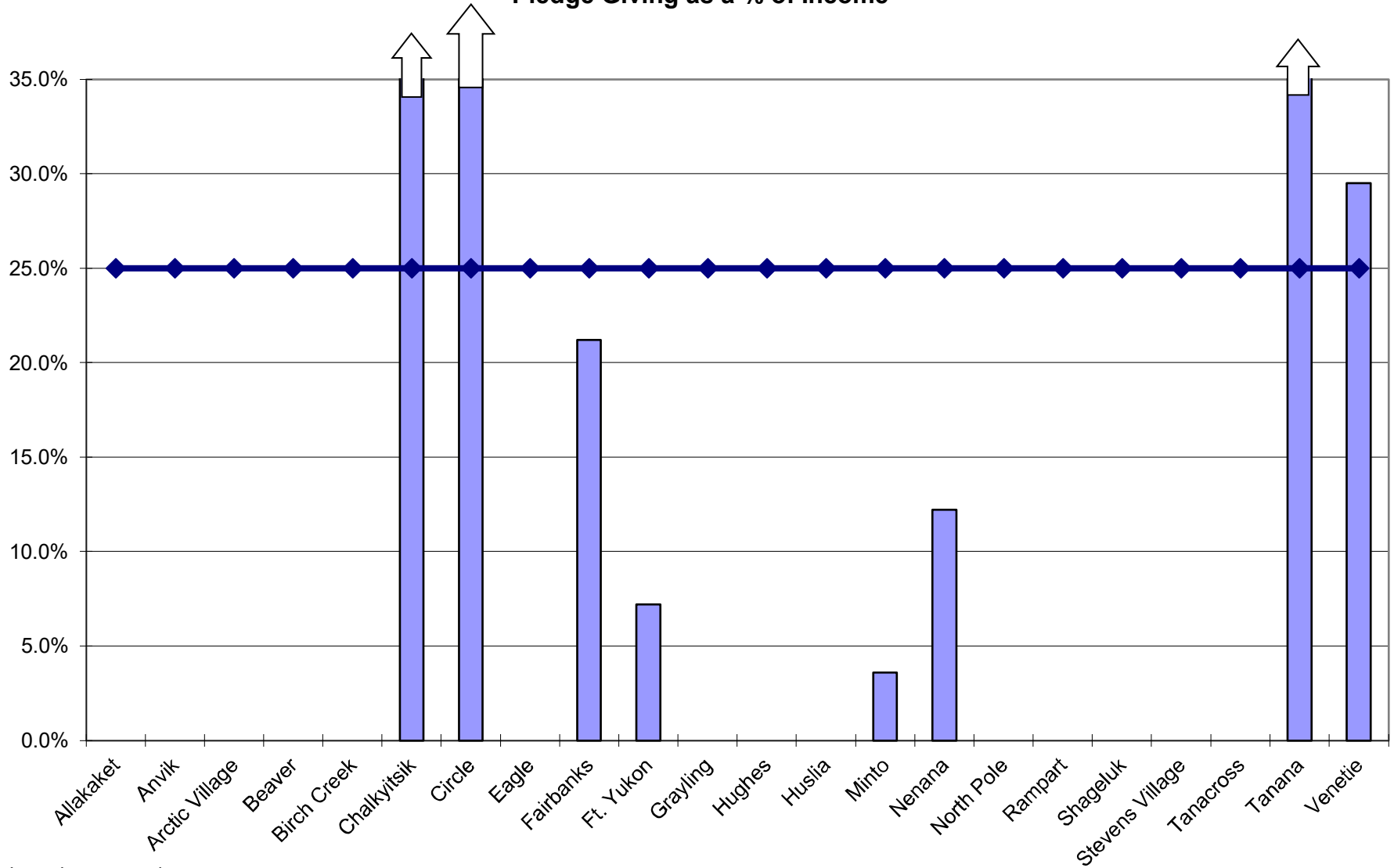
2021 Congregational Pledge Income



based on 2021 data

Interior Deanery


Pledge Giving as a % of Income



based on 2021 data

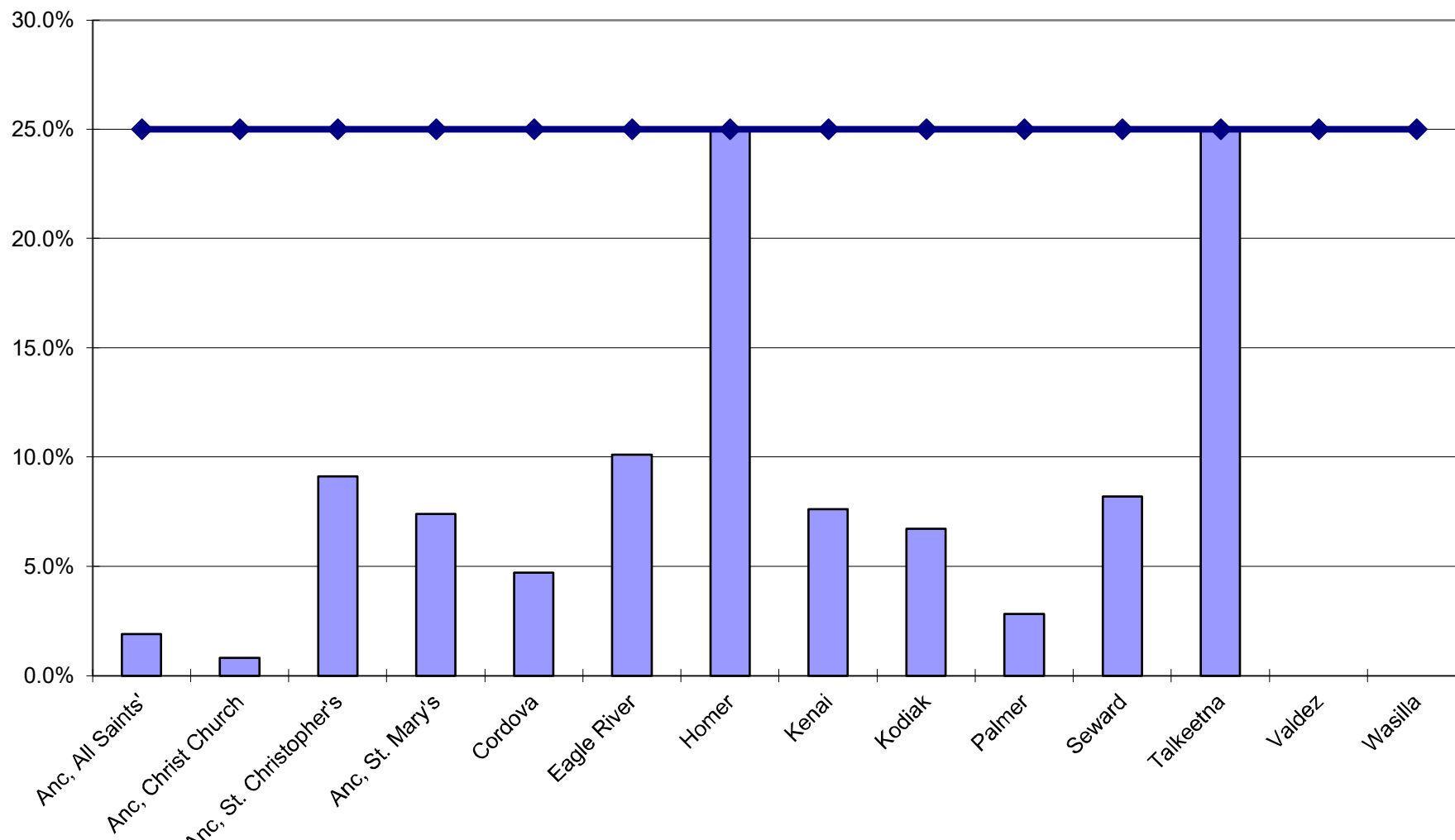
Interior

2021 Congregational Pledge Income



based on 2021 data

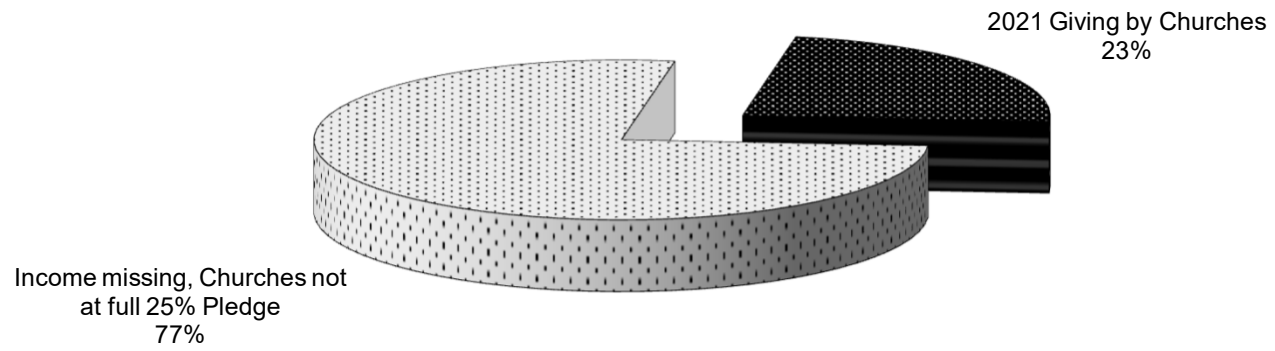
South Central Deanery
Pledge Giving as a % of Income



based on 2021 data

South Central

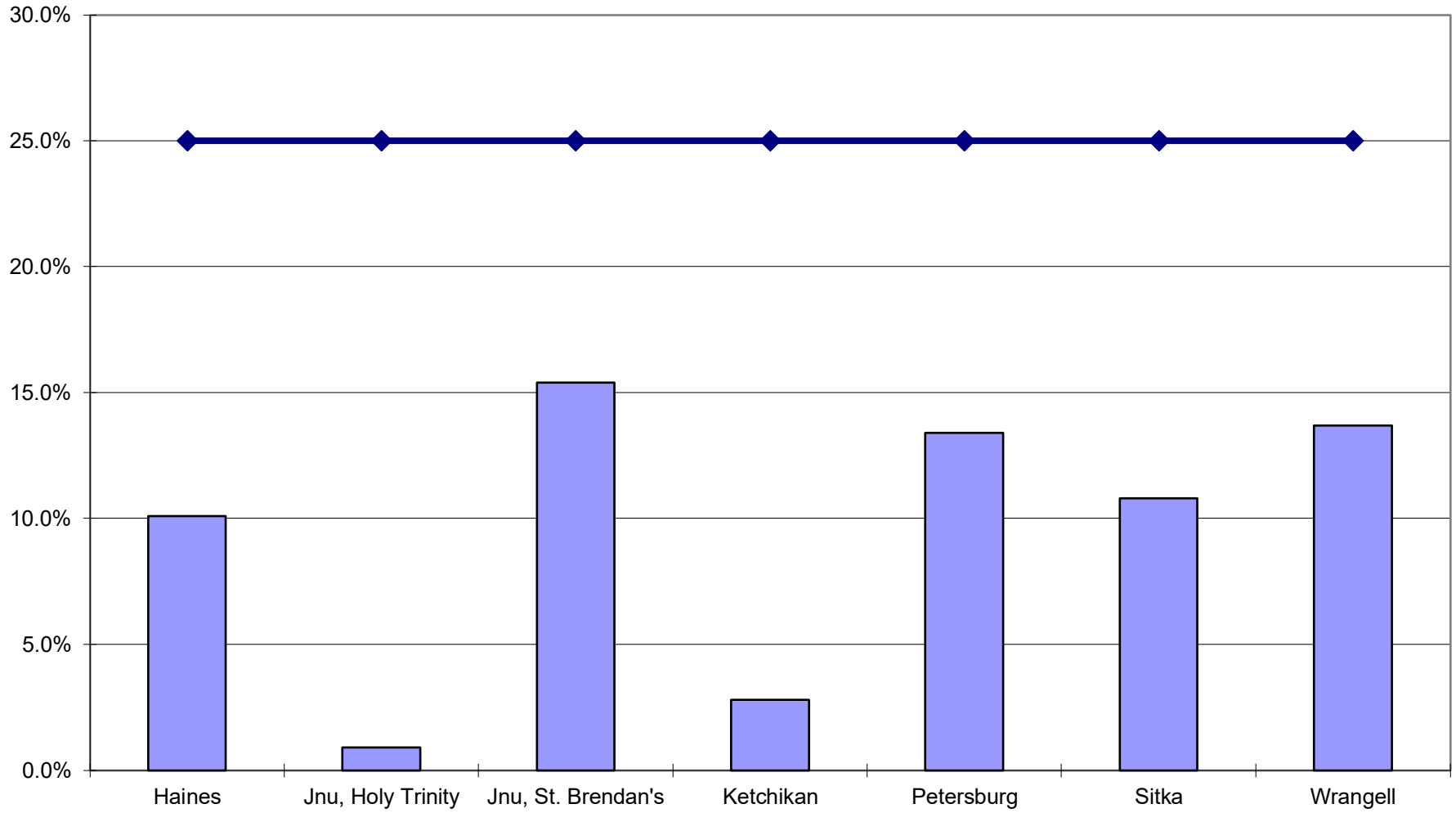
2021 Congregational Pledge Income



based on 2021 data

Southeast Deanery

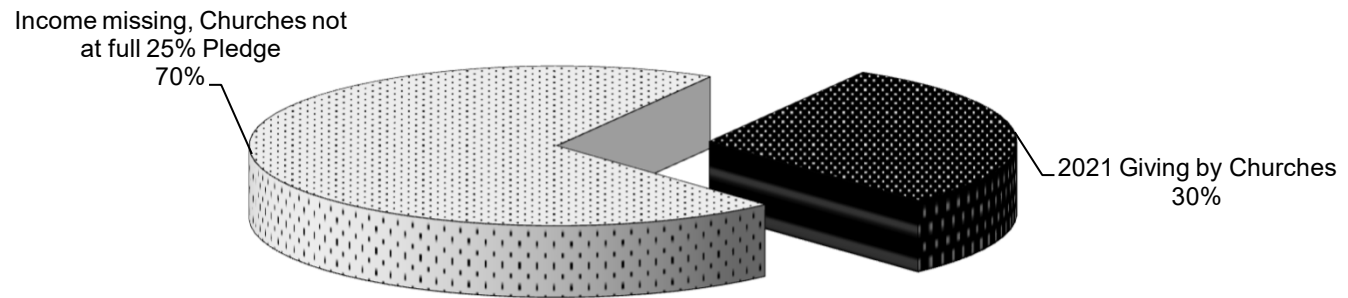
Pledge Giving as a % of Income



based on 2021 data

Southeast

2021 Congregational Pledge Income



Pledge Analysis

City/Village	Congregation	2021				Projected 2022 Giving	Amount in 2023 Budget
		Operating Income from Parochial Report	Actual Giving	Percent Given	Estimated Full 25%		
	Arctic Coast Deanery	\$ 127,774	\$ 29,549	23.1%	\$ 31,944	\$ 20,300	\$ 24,420
	Interior Deanery	413,807	77,330	18.7%	103,454	62,775	64,350
	South Central Deanery	1,982,494	113,047	5.9%	482,681	133,370	138,470
	South East Deanery	637,088	47,508	7.5%	159,272	56,170	58,420
	Total Pledge Income	\$ 3,161,163	\$ 267,434	8.6%	\$ 777,351	\$ 272,615	\$ 285,660

(1) Ecumenical Congregation,
Assumes 50/50 split of pledge

Pledge Analysis

City/Village	Congregation	2021				Projected 2022 Giving	Amount in 2023 Budget
		Operating Income from Parochial Report	Actual Giving	Percent Given	Estimated Full 25%		
Arctic Coast Deanery							
Kivalina	Epiphany	58,084	17,223	29.7%	14,521	6,400	8,800
Kotzebue	St. George's	29,294	7,325	25.0%	7,324	6,000	7,320
Noatak	Congregation	0	0	0.0%	0	0	0
Point Hope	St. Thomas'	40,396	5,001	12.4%	10,099	7,900	8,300
Point Lay	St. Alban's	0	0	0.0%	0	0	0
Total Deanery		\$ 127,774	\$ 29,549	23.1%	\$ 31,944	\$ 20,300	\$ 24,420
% of Total		4.0%	11.0%		4.1%	7.4%	8.5%

(1) Ecumenical Congregation,
Assumes 50/50 split of pledge

Pledge Analysis

City/Village	Congregation	2021				Projected 2022 Giving	Amount in 2023 Budget
		Operating Income from Parochial Report	Actual Giving	Percent Given	Estimated Full 25%		
Interior Deanery							
Allakaket	St. John's	252	0	0.0%	63	100	50
Anvik	Christ Church	1	0	0.0%	0	0	0
Arctic Village	Bishop Rowe Chapel	2,000	0	0.0%	500	0	0
Beaver	St. Matthew's	1,912	0	0.0%	478	30	30
Birch Creek	St. Peter's	0	0	0.0%	0	0	0
Chalkyitsik	St. Timothy's	3,639	1,450	39.8%	910	1,200	910
Circle	Holy Trinity	740	310	41.9%	185	300	190
Eagle	St. John's	0	0	0.0%	0	0	0
Fairbanks	St. Matthew's	327,835	69,385	21.2%	81,959	53,928	56,090
Ft. Yukon	St. Stephen's	6,922	500	7.2%	1,731	1,000	1,040
Grayling	St. Paul's	0	0	0.0%	0	0	0
Hughes	St. Paul's	0	300	0.0%	0	27	50
Huslia	Good Shepherd	1,415	0	0.0%	354	100	100
Minto	St. Barnabas'	14,000	500	3.6%	3,500	500	520
Nenana	St. Mark's	16,392	2,000	12.2%	4,098	1,560	1,620
North Pole	St. Jude's	29,875	0	0.0%	7,469	1,500	1,560
Rampart	Congregation	0	0	0.0%	0	0	0
Shageluk	St. Luke's	200	0	0.0%	50	30	30
Steven's Village	St. Andrew's	0	0	0.0%	0	0	0
Tanacross	St. Timothy's	0	0	0.0%	0	0	0
Tanana	St. James'	3,946	1,507	38.2%	987	1,500	990
Venetie	Good Shepherd	4,678	1,378	29.5%	1,170	1,000	1,170
Total Deanery		\$ 413,807	\$ 77,330	18.7%	\$ 103,454	\$ 62,775	\$ 64,350
% of Total		13.1%	28.9%		13.3%	23.0%	22.5%

(1) Ecumenical Congregation,
Assumes 50/50 split of pledge

Pledge Analysis

City/Village	Congregation	2021				Projected 2022 Giving	Amount in 2023 Budget
		Operating Income from Parochial Report	Actual Giving	Percent Given	Estimated Full 25%		
South Central Deanery							
Anchorage	All Saints'	258,328	5,000	1.9%	64,582	5,000	5,200
Anchorage	Christ Church	157,056	1,200	0.8%	39,264	1,440	1,500
Anchorage	St. Christopher's	19,690	1,800	9.1%	4,923	1,800	1,870
Anchorage	St. Mary's	1,036,522	77,192	7.4%	259,131	88,360	91,890
Cordova	St. George's	25,308	1,200	4.7%	6,327	1,200	1,250
Eagle River	Holy Spirit	96,151	9,750	10.1%	24,038	9,000	9,360
Homer	St. Augustine's	17,019	4,255	25.0%	4,255	4,300	4,260
Kenai	St. Francis'	26,255	2,000	7.6%	6,564	4,050	4,210
Kodiak	St. James'	93,965	6,300	6.7%	23,491	6,300	6,550
Palmer	St. Bartholmew's	53,900	1,490	2.8%	13,475	1,550	1,610
Seward	St. Peter's	32,286	2,640	8.2%	8,072	2,640	2,750
Talkeetna	Denali	880	220	25.0%	220	230	220
Valdez	Epiphany Lutheran (1)	103,553	0	0.0%	12,944	2,500	2,600
Wasilla	St. David's	61,581	0	0.0%	15,395	5,000	5,200
Total Deanery		\$ 1,982,494	\$ 113,047	5.9%	\$ 482,681	\$ 133,370	\$ 138,470
% of Total		62.7%	42.3%		62.1%	48.9%	48.5%

(1) Ecumenical Congregation,
Assumes 50/50 split of pledge

Pledge Analysis

City/Village	Congregation	2021				Projected 2022 Giving	Amount in 2023 Budget
		Operating Income from Parochial Report	Actual Giving	Percent Given	Estimated Full 25%		
South East Deanery							
Haines	St. Michael and All Angels	14,833	1,500	10.1%	3,708	2,000	2,080
Juneau	Holy Trinity	225,974	2,000	0.9%	56,494	8,000	8,320
Juneau	St. Brendan's	109,229	16,858	15.4%	27,307	17,530	18,230
Ketchikan	St. John's	71,662	2,000	2.8%	17,916	2,000	2,080
Petersburg	St. Andrew's	16,069	2,150	13.4%	4,017	3,440	3,580
Sitka	St. Peter's	148,329	16,000	10.8%	37,082	16,000	16,640
Wrangell	St. Phillip's	50,992	7,000	13.7%	12,748	7,200	7,490
Total Deanery		\$ 637,088	\$ 47,508	7.5%	\$ 159,272	\$ 56,170	\$ 58,420
% of Total		20.2%	17.8%		20.5%	20.6%	20.5%

(1) Ecumenical Congregation,
Assumes 50/50 split of pledge

Pledge Challenge

City/Village	Congregation	Actual Giving- 2021	Estimated Tithe	Challenge to give 5% above tithe (15%)	Challenge to give 10% above tithe (20%)	Challenge to give 15% above tithe (full 25%)	Projected 2022 Giving	Amount in 2023 Budget
	Arctic Coast Deanery	\$ 29,549	\$ 12,777	\$ 19,166	\$ 25,555	\$ 31,944	\$ 20,300	\$ 24,420
	Interior Deanery	77,330	41,382	62,071	82,760	103,454	62,775	64,350
	South Central Deanery	113,047	193,074	289,607	386,143	482,681	133,370	138,470
	South East Deanery	47,508	63,708	95,562	127,418	159,272	56,170	58,420
	Total Pledge Income	\$ 267,434	\$ 310,941	\$ 466,406	\$ 621,876	\$ 777,351	\$ 272,615	\$ 285,660

Based on 2020 data
 (1) Ecumenical Congregation,
 Assumes 50/50 split of pledge

Pledge Challenge

City/Village	Congregation	Actual Giving-2021	Estimated Tithe	Challenge to give 5% above tithe (15%)	Challenge to give 10% above tithe (20%)	Challenge to give 15% above tithe (full 25%)	Projected 2022 Giving	Amount in 2023 Budget
Arctic Coast Deanery								
Kivalina	Epiphany	17,223	5,808	8,713	11,617	14,521	6,400	8,800
Kotzebue	St. George's	7,325	2,929	4,394	5,859	7,324	6,000	7,320
Noatak	Congregation	0	0	0	0	0	0	0
Point Hope	St. Thomas'	5,001	4,040	6,059	8,079	10,099	7,900	8,300
Point Lay	St. Alban's	0	0	0	0	0	0	0
Total Deanery		\$ 29,549	\$ 12,777	\$ 19,166	\$ 25,555	\$ 31,944	\$ 20,300	\$ 24,420
% of Total		11.0%	4.1%	4.1%	4.1%	4.1%	7.4%	8.5%

Based on 2020 data
 (1) Ecumenical Congregation,
 Assumes 50/50 split of pledge

Pledge Challenge

City/Village	Congregation	Actual Giving-2021	Estimated Tithe	Challenge to give 5% above tithe (15%)	Challenge to give 10% above tithe (20%)	Challenge to give 15% above tithe (full 25%)	Projected 2022 Giving	Amount in 2023 Budget
Interior Deanery								
Allakaket	St. John's	0	25	38	50	63	100	50
Anvik	Christ Church	0	0	0	0	0	0	0
Arctic Village	Bishop Rowe Chapel	0	200	300	400	500	0	0
Beaver	St. Matthew's	0	191	287	382	478	30	30
Birch Creek	St. Peter's	0	0	0	0	0	0	0
Chalkyitsik	St. Timothy's	1,450	364	546	728	910	1,200	910
Circle	Holy Trinity	310	74	111	148	185	300	190
Eagle	St. John's	0	0	0	0	0	0	0
Fairbanks	St. Matthew's	69,385	32,784	49,175	65,567	81,959	53,928	56,090
Ft. Yukon	St. Stephen's	500	692	1,038	1,384	1,731	1,000	1,040
Grayling	St. Paul's	0	0	0	0	0	0	0
Hughes	St. Paul's	300	0	0	0	0	27	50
Huslia	Good Shepherd	0	142	212	283	354	100	100
Minto	St. Barnabas'	500	1,400	2,100	2,800	3,500	500	520
Nenana	St. Mark's	2,000	1,639	2,459	3,278	4,098	1,560	1,620
North Pole	St. Jude's	0	2,988	4,481	5,975	7,469	1,500	1,560
Rampart	Congregation	0	0	0	0	0	0	0
Shageluk	St. Luke's	0	20	30	40	50	30	30
Steven's Village	St. Andrew's	0	0	0	0	0	0	0
Tanacross	St. Timothy's	0	0	0	0	0	0	0
Tanana	St. James'	1,507	395	592	789	987	1,500	990
Venetie	Good Shepherd	1,378	468	702	936	1,170	1,000	1,170
Total Deanery		\$ 77,330	\$ 41,382	\$ 62,071	\$ 82,760	\$ 103,454	\$ 62,775	\$ 64,350
% of Total		28.9%	13.3%	13.3%	13.3%	13.3%	23.0%	22.5%

Based on 2020 data

(1) Ecumenical Congregation,
Assumes 50/50 split of pledge

Pledge Challenge

City/Village	Congregation	Actual Giving-2021	Estimated Tithe	Challenge to give 5% above tithe (15%)	Challenge to give 10% above tithe (20%)	Challenge to give 15% above tithe (full 25%)	Projected 2022 Giving	Amount in 2023 Budget
South Central Deanery								
Anchorage	All Saints'	5,000	25,833	38,749	51,666	64,582	5,000	5,200
Anchorage	Christ Church	1,200	15,706	23,558	31,411	39,264	1,440	1,500
Anchorage	St. Christopher's	1,800	1,969	2,954	3,938	4,923	1,800	1,870
Anchorage	St. Mary's	77,192	103,652	155,478	207,304	259,131	88,360	91,890
Cordova	St. George's	1,200	2,531	3,796	5,062	6,327	1,200	1,250
Eagle River	Holy Spirit	9,750	9,615	14,423	19,230	24,038	9,000	9,360
Homer	St. Augustine's	4,255	1,702	2,553	3,404	4,255	4,300	4,260
Kenai	St. Francis'	2,000	2,626	3,938	5,251	6,564	4,050	4,210
Kodiak	St. James'	6,300	9,397	14,095	18,793	23,491	6,300	6,550
Palmer	St. Bartholmew's	1,490	5,390	8,085	10,780	13,475	1,550	1,610
Seward	St. Peter's	2,640	3,229	4,843	6,457	8,072	2,640	2,750
Talkeetna	Denali	220	88	132	176	220	230	220
Valdez	Epiphany Lutheran (1)	0	5,178	7,766	10,355	12,944	2,500	2,600
Wasilla	St. David's	0	6,158	9,237	12,316	15,395	5,000	5,200
Total Deanery		\$ 113,047	\$ 193,074	\$ 289,607	\$ 386,143	\$ 482,681	\$ 133,370	\$ 138,470
% of Total		42.3%	62.1%	62.1%	62.1%	62.1%	48.9%	48.5%

Based on 2020 data

(1) Ecumenical Congregation,

Assumes 50/50 split of pledge

Pledge Challenge

City/Village	Congregation	Actual Giving-2021	Estimated Tithe	Challenge to give 5% above tithe (15%)	Challenge to give 10% above tithe (20%)	Challenge to give 15% above tithe (full 25%)	Projected 2022 Giving	Amount in 2023 Budget
South East Deanery								
Haines	St. Michael and All Angels	1,500	1,483	2,225	2,967	3,708	2,000	2,080
Juneau	Holy Trinity	2,000	22,597	33,896	45,195	56,494	8,000	8,320
Juneau	St. Brendan's	16,858	10,923	16,384	21,846	27,307	17,530	18,230
Ketchikan	St. John's	2,000	7,166	10,749	14,332	17,916	2,000	2,080
Petersburg	St. Andrew's	2,150	1,607	2,410	3,214	4,017	3,440	3,580
Sitka	St. Peter's	16,000	14,833	22,249	29,666	37,082	16,000	16,640
Wrangell	St. Phillip's	7,000	5,099	7,649	10,198	12,748	7,200	7,490
Total Deanery		\$ 47,508	\$ 63,708	\$ 95,562	\$ 127,418	\$ 159,272	\$ 56,170	\$ 58,420
% of Total		17.8%	20.5%	20.5%	20.5%	20.5%	20.6%	20.5%

Based on 2020 data
 (1) Ecumenical Congregation,
 Assumes 50/50 split of pledge

Pledge History

City/Village	Congregation	Actual Giving						Current Year--2022	
		2016	2017	2018	2019	2020 *	2021	Pledge	Actuals as of 7/15/22
	Arctic Coast Deanery	\$ 30,342	\$ 19,281	\$ 21,562	\$ 25,764	\$ 26,130	\$ 29,549	\$ -	\$ 3,183
	Interior Deanery	55,804	56,069	58,828	73,854	22,191	77,330	58,288	27,133
	South Central Deanery	128,940	132,629	131,411	132,458	119,155	113,047	125,829	74,633
	South East Deanery	47,500	53,100	55,464	61,570	50,867	47,508	38,169	34,404
	Total Pledge Income	\$ 262,586	\$ 261,079	\$ 267,265	\$ 293,646	\$ 218,343	\$ 267,434	\$ 222,286	\$ 139,353

*a waiver was granted in 2nd half of 2020.

Pledge History

City/Village	Congregation	Actual Giving						Current Year--2022	
		2016	2017	2018	2019	2020 *	2021	Pledge	Actuals as of 7/15/22
Arctic Coast Deanery									
Kivalina	Epiphany	4,332	5,004	8,178	7,235	8,335	17,223		3,183
Kotzebue	St. George's	5,250	5,510	5,600	5,900	8,750	7,325		0
Noatak	Congregation	0	0	0	0	0	0		0
Point Hope	St. Thomas'	20,760	8,767	7,784	12,629	9,045	5,001		0
Point Lay	St. Alban's	0	0	0	0	0	0		0
Total Deanery		\$ 30,342	\$ 19,281	\$ 21,562	\$ 25,764	\$ 26,130	\$ 29,549	\$ -	\$ 3,183
% of Total		11.6%	7.4%	8.1%	8.8%	12.0%	11.0%	0.0%	2.3%

*a waiver was granted in 2nd half of 2020.

Pledge History

City/Village	Congregation	Actual Giving						Current Year--2022	
		2016	2017	2018	2019	2020 *	2021	Pledge	Actuals as of 7/15/22
Interior Deanery									
Allakaket	St. John's	158	82	56	70	0	0	100	100
Anvik	Christ Church	420	175	65	0	0	0		0
Arctic Village	Bishop Rowe Chapel	33	0	0	0	0	0		0
Beaver	St. Matthew's	148	0	122	28	0	0		0
Birch Creek	St. Peters	0	0	0	0	0	0		0
Chalkyitsik	St. Timothy's	959	880	450	451	900	1,450	1,200	600
Circle	Holy Trinity	51	513	760	154	79	310		34
Eagle	St. John's	0	138	0	0	0	0		0
Fairbanks	St. Matthew's	48,285	48,894	49,285	63,507	16,175	69,385	53,928	23,872
Ft. Yukon	St. Stephen's	0	0	0	0	0	500		1,000
Grayling	St. Paul's	420	175	42	0	0	0		0
Hughes	St. Paul's	0	0	0	30	0	300		27
Huslia	Good Shepherd	300	0	400	0	0	0		0
Minto	St. Barnabas'	0	0	1,200	1,900	0	500		0
Nenana	St. Mark's	1,500	1,000	2,000	2,100	1,200	2,000	1,560	0
North Pole	St. Jude's	1,000	1,600	2,640	3,108	1,350	0		0
Rampart	Congregation	0	0	0	0	0	0		0
Shageluk	St. Luke's	420	175	32	0	0	0		0
Steven's Village	St. Andrew's	0	0	0	0	0	0		0
Tanacross	St. Timothy's	0	0	0	0	50	0		0
Tanana	St. James'	1,590	1,845	1,576	1,655	1,835	1,507	1,500	1,500
Venetie	Good Shepherd	520	592	200	851	602	1,378		0
Total Deanery		\$ 55,804	\$ 56,069	\$ 58,828	\$ 73,854	\$ 22,191	\$ 77,330	\$ 58,288	\$ 27,133
% of Total		21.3%	21.5%	22.0%	25.2%	10.2%	28.9%	26.2%	19.5%

*a waiver was granted in 2nd half of 2020.

Pledge History

City/Village	Congregation	Actual Giving						Current Year--2022	
		2016	2017	2018	2019	2020 *	2021	Pledge	Actuals as of 7/15/22
South Central Deanery									
Anchorage	All Saints'	10,000	10,000	5,000	5,000	5,000	5,000	5,000	5,000
Anchorage	Christ Church	740	900	900	900	1,200	1,200		720
Anchorage	St. Christopher's	1,950	1,800	1,800	1,800	1,650	1,800		1,050
Anchorage	St. Mary's	80,200	81,300	83,000	85,000	87,482	77,192	88,359	54,543
Cordova	St. George's	375	750	1,000	1,000	1,200	1,200	1,200	300
Eagle River	Holy Spirit	9,600	9,000	12,600	9,150	9,000	9,750	7,200	4,500
Homer	St. Augustine's	3,831	6,103	4,770	4,873	784	4,255	4,300	2,150
Kenai	St. Francis'	2,500	2,500	1,900	1,900	0	2,000	4,050	1,000
Kodiak	St. James'	6,000	6,000	6,000	6,300	6,300	6,300	6,300	
Palmer	St. Bartholmew's	2,700	2,700	2,840	2,980	0	1,490	1,550	1,550
Seward	St. Peter's	4,900	4,800	5,075	5,320	3,545	2,640	2,640	1,320
Talkeetna	Denali	224	179	252	222	194	220	230	0
Valdez	Epiphany Lutheran (1)	1,300	1,746	2,074	2,313	2,300	0		2,500
Wasilla	St. David's	4,620	4,851	4,200	5,700	500	0	5,000	0
Total Deanery		\$ 128,940	\$ 132,629	\$ 131,411	\$ 132,458	\$ 119,155	\$ 113,047	\$ 125,829	\$ 74,633
% of Total		49.1%	50.8%	49.2%	45.1%	54.6%	42.3%	56.6%	53.6%

*a waiver was granted in 2nd half of 2020.

Pledge History

City/Village	Congregation	Actual Giving						Current Year--2022	
		2016	2017	2018	2019	2020 *	2021	Pledge	Actuals as of 7/15/22
South East Deanery									
Haines	St. Michael and All Ang	200	300	500	1,500	2,000	1,500	2,000	2,000
Juneau	Holy Trinity	9,000	10,500	11,750	12,000	6,000	2,000	8,000	4,667
Juneau	St. Brendan's	15,000	15,000	15,750	16,540	17,367	16,858	17,530	8,765
Ketchikan	St. John's	500	4,000	3,500	6,000	0	2,000		2,000
Petersburg	St. Andrew's	0	500	965	2,530	2,500	2,150	3,439	3,439
Sitka	St. Peter's	16,000	16,000	16,000	16,000	16,000	16,000		9,333
Wrangell	St. Phillip's	6,800	6,800	6,999	7,000	7,000	7,000	7,200	4,200
Total Deanery		\$ 47,500	\$ 53,100	\$ 55,464	\$ 61,570	\$ 50,867	\$ 47,508	\$ 38,169	\$ 34,404
% of Total		18.1%	20.3%	20.8%	21.0%	23.3%	17.8%	17.2%	24.7%

*a waiver was granted in 2nd half of 2020.

Episcopal Diocese of Alaska
Pledge Analysis: 2021 vs 2020

City/Village	Congregation	2021			Operating Income			Congregational Pledge		
		Operating Inome from Parochial Report	Actual Giving	% Given	2020 from Parochial Report	2021 vs 2020	% change	Pledge Giving 2020*	2021 vs 2020	% change
Arctic Coast Deanery		\$ 127,774	\$ 29,549	23.1%	\$ 105,622	\$ 22,152	21.0%	\$ 22,086	\$ 7,463	33.8%
Interior Deanery		413,807	77,330	18.7%	330,665	83,142	25.1%	22,191	55,139	248.5%
South Central Deanery		1,982,494	113,047	5.9%	1,675,398	307,096	18.3%	119,155	(6,108)	-5.1%
South East Deanery		637,088	47,508	7.5%	666,021	(28,933)	-4.3%	50,867	(3,359)	-6.6%
Total Operating Income & Pledge Giving		\$ 3,161,163	\$ 267,434	8.6%	\$ 2,777,706	\$ 383,457	13.8%	\$ 214,299	\$ 53,135	24.8%

* a waiver was granted in 2nd half of 2020.

Episcopal Diocese of Alaska
Pledge Analysis: 2021 vs 2020

City/Village	Congregation	2021			Operating Income			Congregational Pledge		
		Operating Inome from Parochial Report	Actual Giving	% Given	2020 from Parochial Report	2021 vs 2020	% change	Pledge Giving 2020*	2021 vs 2020	% change
Arctic Coast Deanery										
Kivalina	Epiphany	58,084	17,223	29.7%	38,972	19,112	49.0%	8,335	8,888	106.6%
Kotzebue	St. George's	29,294	7,325	25.0%	34,969	(5,675)	-16.2%	8,750	(1,425)	-16.3%
Point Hope	St. Thomas'	40,396	5,001	12.4%	31,681	8,715	27.5%	5,001	0	0.0%
Point Lay	St. Alban's	0	0	0.0%	0	0	0.0%	0	0	0.0%
Noatak	Congregation	0	0	0.0%	0	0	0.0%	0	0	0.0%
		\$ 127,774	\$ 29,549	23.1%	\$ 105,622	\$ 22,152	21.0%	\$ 22,086	\$ 7,463	33.8%

* a waiver was granted in 2nd half of 2020.

Episcopal Diocese of Alaska
Pledge Analysis: 2021 vs 2020

City/Village	Congregation	2021			Operating Income			Congregational Pledge		
		Operating Inome from Parochial Report	Actual Giving	% Given	2020 from Parochial Report	2021 vs 2020	% change	Pledge Giving 2020*	2021 vs 2020	% change
Interior Deanery										
Allakaket	St. John's	252	0	0.0%	0	252	0.0%	0	0	0.0%
Anvik	Christ Church	1	0	0.0%	0	1	0.0%	0	0	0.0%
Arctic Village	Bishop Rowe Chapel	2,000	0	0.0%	0	2,000	0.0%	0	0	0.0%
Beaver Creek	St. Matthew's	1,912	0	0.0%	352	1,560	443.2%	0	0	0.0%
Birch Creek	St. Peter's	0	0	0.0%	0	0	0.0%	0	0	0.0%
Chalkyitsik	St. Timothy's	3,639	1,450	39.8%	2,252	1,387	61.6%	900	550	61.1%
Circle	Holy Trinity	740	310	41.9%	79	661	836.7%	79	231	292.4%
Eagle	St. John's	0	0	0.0%	0	0	0.0%	0	0	0.0%
Fairbanks	St. Matthew's	327,835	69,385	21.2%	245,334	82,501	33.6%	16,175	53,210	329.0%
Ft. Yukon	St. Stephen's	6,922	500	7.2%	3,982	2,940	73.8%	0	500	0.0%
Grayling	St. Paul's	0	0	0.0%	0	0	0.0%	0	0	0.0%
Hughes	St. Paul's	0	300	0.0%	0	0	0.0%	0	300	0.0%
Huslia	Good Shepherd	1,415	0	0.0%	893	522	58.5%	0	0	0.0%
Minto	St. Barnabas'	14,000	500	3.6%	14,000	0	0.0%	0	500	0.0%
Nenana	St. Mark's	16,392	2,000	12.2%	14,015	2,377	17.0%	1,200	800	66.7%
North Pole	St. Jude's	29,875	0	0.0%	36,551	(6,676)	-18.3%	1,350	(1,350)	-100.0%
Rampart	Congregation	0	0	0.0%	0	0	0.0%	0	0	0.0%
Shageluk	St. Luke's	200	0	0.0%	0	200	0.0%	0	0	0.0%
Steven's Village	St. Andrew's	0	0	0.0%	0	0	0.0%	0	0	0.0%
Tanacross	St. Timothy's	0	0	0.0%	50	(50)	-100.0%	50	(50)	-100.0%
Tanana	St. James'	3,946	1,507	38.2%	10,466	(6,520)	-62.3%	1,835	(328)	-17.9%
Venetie	Good Shepherd	4,678	1,378	29.5%	2,691	1,987	73.8%	602	776	128.9%
		\$ 413,807	\$ 77,330	18.7%	330,665	83,142	25.1%	22,191	55,139	248.5%

9/22/2022 4:32 PM

(1) Ecumenical Congregation,
Assumes 50/50 split of pledge

* a waiver was granted in 2nd half of 2020.

Episcopal Diocese of Alaska
Pledge Analysis: 2021 vs 2020

City/Village	Congregation	2021			Operating Income			Congregational Pledge		
		Operating Inome from Parochial Report	Actual Giving	% Given	2020 from Parochial Report	2021 vs 2020	% change	Pledge Giving 2020*	2021 vs 2020	% change
South Central Deanery										
Anchorage	All Saints'	258,328	5,000	1.9%	234,598	23,730	10.1%	5,000	0	0.0%
Anchorage	Christ Church	157,056	1,200	0.8%	119,401	37,655	31.5%	1,200	0	0.0%
Anchorage	St. Christopher's	19,690	1,800	9.1%	19,690	0	0.0%	1,650	150	9.1%
Anchorage	St. Mary's	1,036,522	77,192	7.4%	837,026	199,496	23.8%	87,482	(10,290)	-11.8%
Cordova	St. George's	25,308	1,200	4.7%	22,224	3,084	13.9%	1,200	0	0.0%
Eagle River	Holy Spirit	96,151	9,750	10.1%	91,356	4,795	5.2%	9,000	750	8.3%
Homer	St. Augustine's	17,019	4,255	25.0%	12,279	4,740	38.6%	784	3,471	442.7%
Kenai	St. Francis'	26,255	2,000	7.6%	19,457	6,798	34.9%	0	2,000	0.0%
Kodiak	St. James'	93,965	6,300	6.7%	78,958	15,007	19.0%	6,300	0	0.0%
Palmer	St. Bartholmew's	53,900	1,490	2.8%	49,522	4,378	8.8%	0	1,490	0.0%
Seward	St. Peter's	32,286	2,640	8.2%	26,226	6,060	23.1%	3,545	(905)	-25.5%
Talkeetna	Denali	880	220	25.0%	1,275	(395)	-31.0%	194	26	13.4%
Valdez	Epiphany Lutheran (1)	103,553	0	0.0%	103,553	0	0.0%	2,300	(2,300)	-100.0%
Wasilla	St. David's	61,581	0	0.0%	59,833	1,748	2.9%	500	(500)	-100.0%
		\$ 1,982,494	\$ 113,047	5.9%	1,675,398	307,096	18.9%	119,155	(6,108)	-5.1%

* a waiver was granted in 2nd half of 2020.

Episcopal Diocese of Alaska
Pledge Analysis: 2021 vs 2020

City/Village	Congregation	2021			Operating Income			Congregational Pledge		
		Operating Inome from Parochial Report	Actual Giving	% Given	2020 from Parochial Report	2021 vs 2020	% change	Pledge Giving 2020*	2021 vs 2020	% change
South East Deanery										
Haines	St. Michael and All Angels	14,833	1,500	10.1%	12,243	2,590	21.2%	2,000	(500)	-25.0%
Juneau	Holy Trinity	225,974	2,000	0.9%	222,111	3,863	1.7%	6,000	(4,000)	-66.7%
Juneau	St. Brendan's	109,229	16,858	15.4%	104,170	5,059	4.9%	17,367	(509)	-2.9%
Ketchikan	St. John's	71,662	2,000	2.8%	114,666	(43,004)	-37.5%	0	2,000	0.0%
Petersburg	St. Andrew's	16,069	2,150	13.4%	13,757	2,312	16.8%	2,500	(350)	-14.0%
Sitka	St. Peter's	148,329	16,000	10.8%	155,118	(6,789)	-4.4%	16,000	0	0.0%
Wrangell	St. Phillip's	50,992	7,000	13.7%	43,956	7,036	16.0%	7,000	0	0.0%
		\$ 637,088	\$ 47,508	7.5%	666,021	(28,933)	-4.3%	50,867	(3,359)	-6.6%

* a waiver was granted in 2nd half of 2020.