

Congregational Pledges to the Diocese

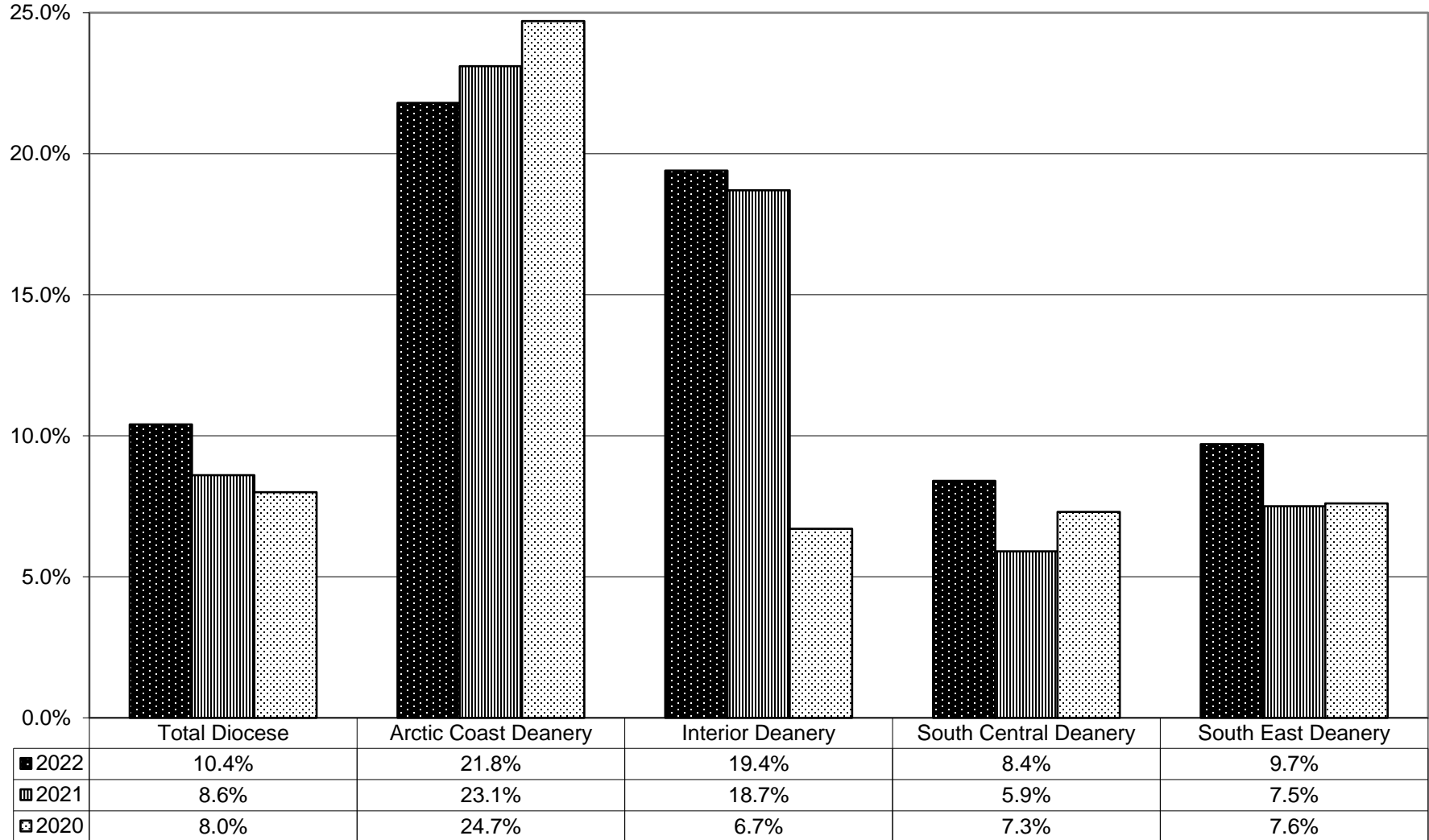
Episcopal Diocese of Alaska
Congregational Pledges to the Diocese
Table of Content

Description	Page #
Summary Graph Overall Giving % of Income 2020-2022	1
2022 Congregation Pledge Income Total Diocese Overview	2
2022 Giving as % of Income, Ranking by Congregation	3
2022 Giving as % of Income by Congregation, Graphically	4-5
2022 Giving as % of Income by Deanery, Graphically	6-13
Pledge Analysis, 2022 Giving, 2023 Projected & 2024 Budget	14-18
Pledge Challenge, based on 2022 Operating Income	19-23
Pledge History, 2017 to July 2023	24-28
Pledge Analysis, 2022 vs 2021 (Comparison)	29-33

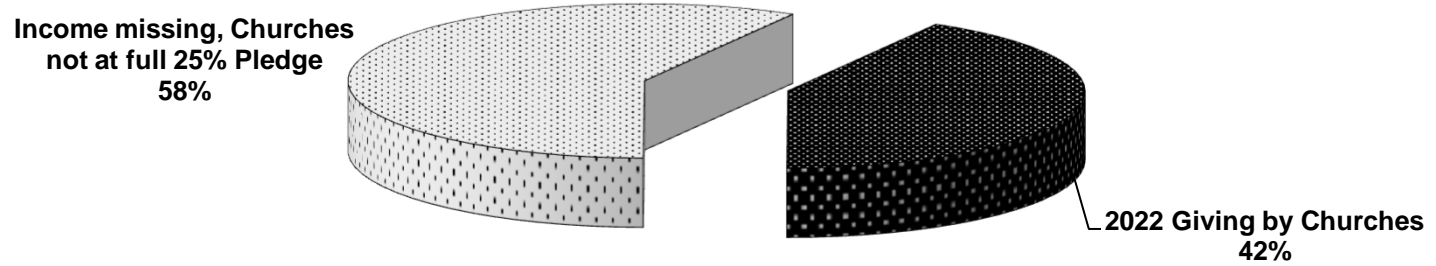
Note: A waiver was granted for Congregational Pledge Income for June 1 - December 31, 2020.

Overall

Pledge Giving as % of Income



2022 Congregational Pledge Income



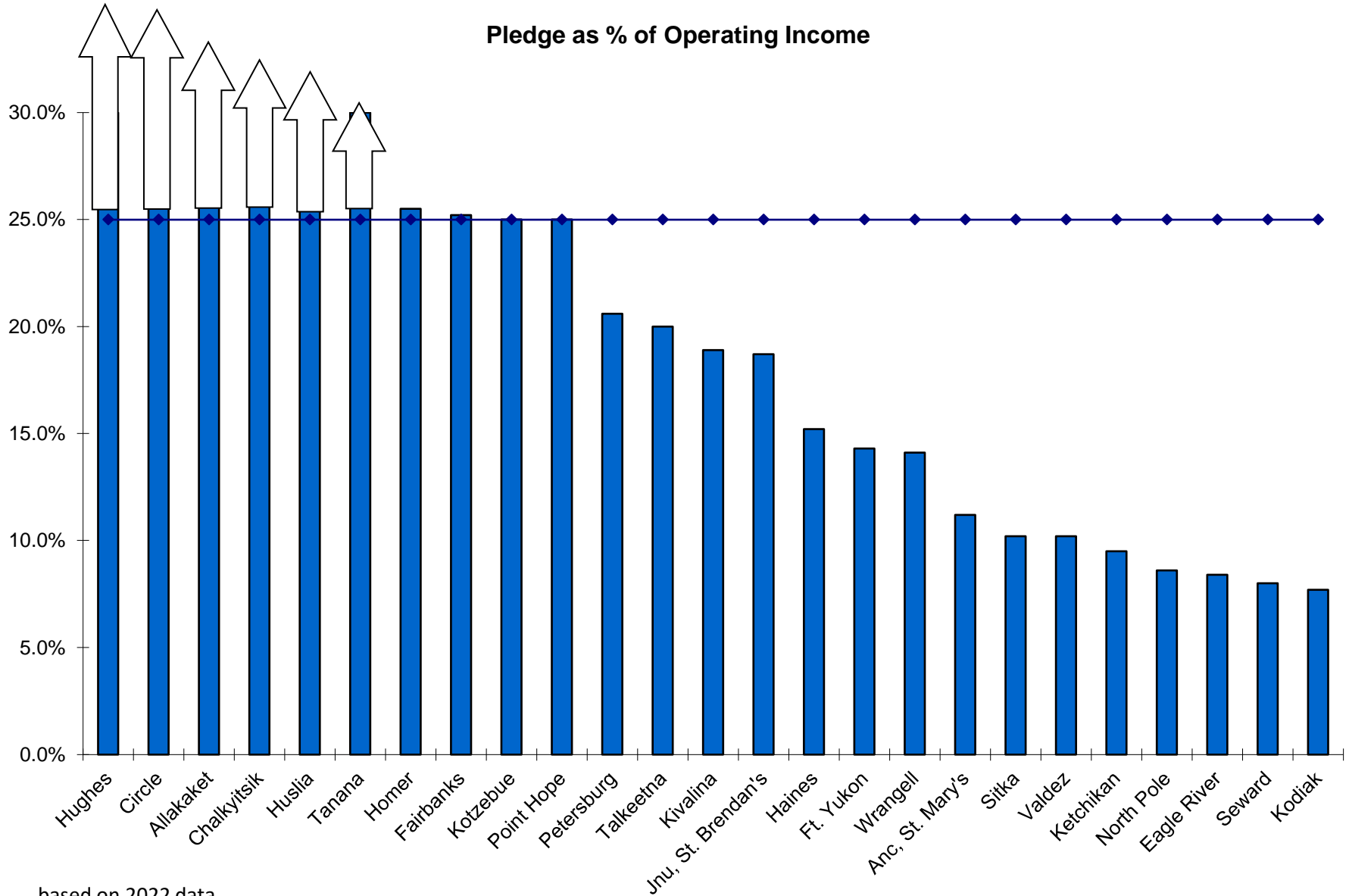
based on 2022 data

Episcopal Diocese of Alaska
 2022 Giving to the Diocese, as a % of Operating Income
 Ranking by Congregation

City/Village	Congregation	Pledge as % of Ops Income	City/Village	Congregation	Pledge as % of Ops Income
1 Hughes	St. Paul's	100.0%	23 Kodiak	St. James'	7.7%
2 Circle	Holy Trinity	81.1%	24 Kenai	St. Francis'	7.4%
3 Allakaket	St. John's	40.8%	25 Wasilla	St. David's	6.0%
4 Chalkyitsik	St. Timothy's	37.2%	26 Venetie	Good Shepherd	5.8%
5 Huslia	Good Shepherd	35.6%	27 Anchorage	St. Christopher's	5.3%
6 Tanana	St. James'	31.0%	28 Cordova	St. George's	4.0%
7 Homer	St. Augustine's	25.5%	29 Juneau	Holy Trinity	3.6%
8 Fairbanks	St. Matthew's	25.2%	30 Palmer	St. Bartholmew's	2.8%
9 Kotzebue	St. George's	25.0%	31 Anchorage	All Saints'	2.0%
10 Point Hope	St. Thomas'	25.0%	32 Anchorage	Christ Church	1.1%
10 Petersburg	St. Andrew's	20.6%	Anvik	Christ Church	0.0%
11 Talkeetna	Denali	20.0%	Arctic Village	Bishop Rowe Chapel	0.0%
12 Kivalina	Epiphany	18.9%	Beaver	St. Matthew's	0.0%
13 Juneau	St. Brendan's	18.7%	Birch Creek	St. Peter's	0.0%
14 Haines	St. Michael and All Angels	15.2%	Eagle	St. John's	0.0%
15 Ft. Yukon	St. Stephen's	14.3%	Grayling	St. Paul's	0.0%
16 Wrangell	St. Phillip's	14.1%	Minto	St. Barnabas'	0.0%
17 Anchorage	St. Mary's	11.2%	Nenana	St. Mark's	0.0%
18 Sitka	St. Peter's	10.2%	Noatak	Congregation	0.0%
18 Valdez	Epiphany Lutheran (1)	10.2%	Point Lay	St. Alban's	0.0%
19 Ketchikan	St. John's	9.5%	Rampart	Congregation	0.0%
20 North Pole	St. Jude's	8.6%	Shageluk	St. Luke's	0.0%
21 Eagle River	Holy Spirit	8.4%	Steven's Village	St. Andrew's	0.0%
22 Seward	St. Peter's	8.0%	Tanacross	St. Timothy's	0.0%

By Congregation

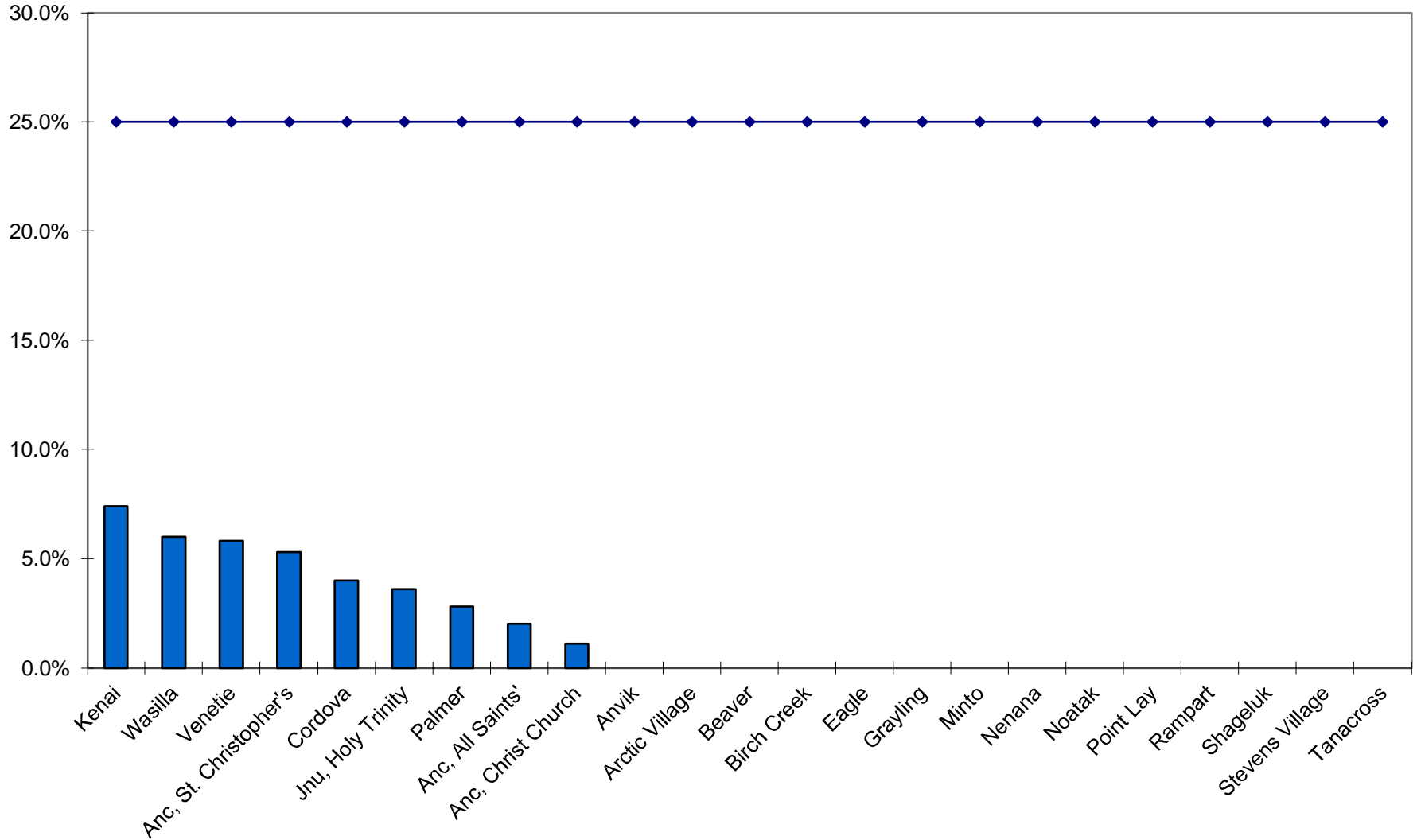
Pledge as % of Operating Income



based on 2022 data

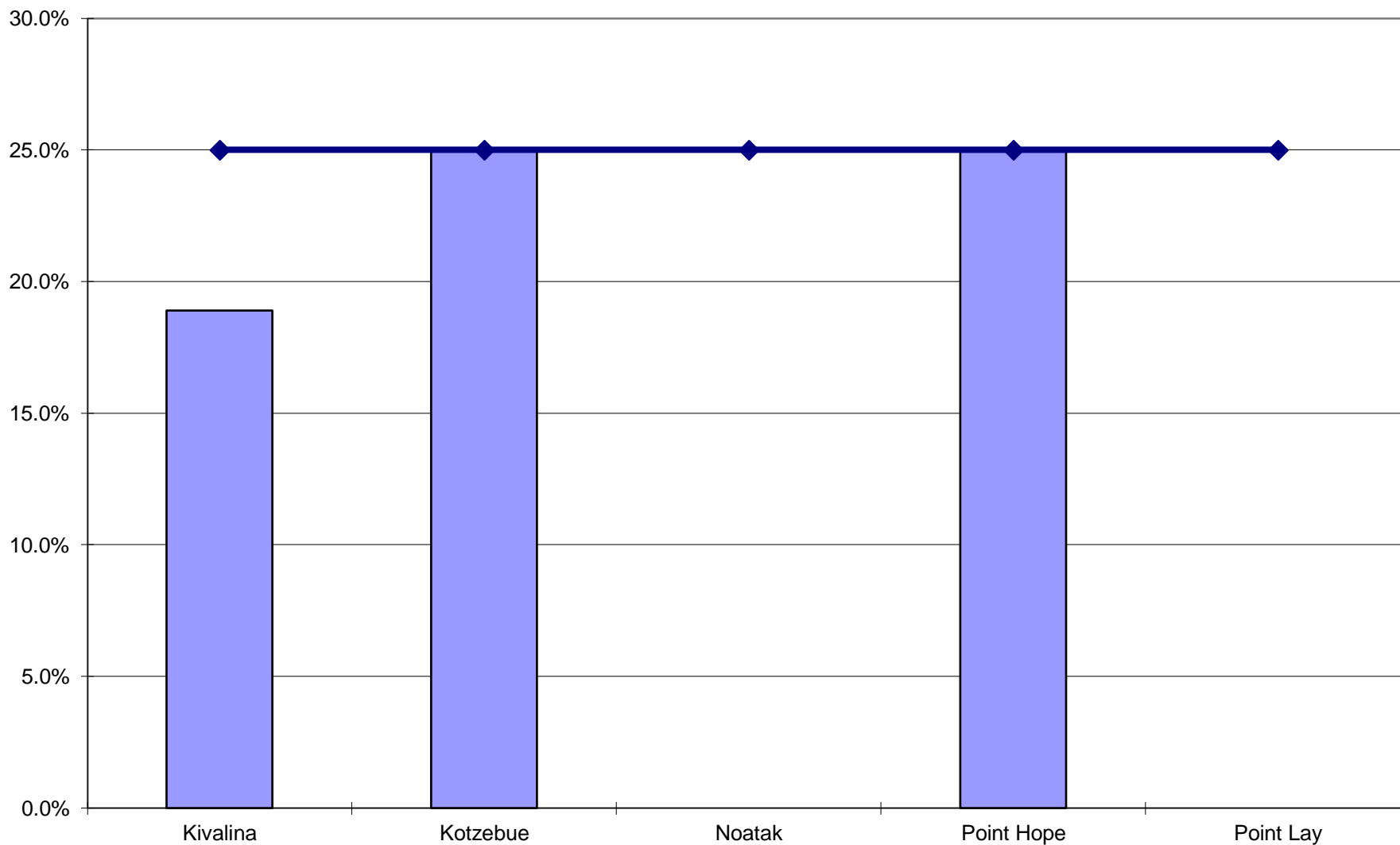
By Congregation.

Pledge as % of Operating Income



Arctic Coast Deanery


Pledge Giving as a % of Income



based on 2022 data

Arctic Coast

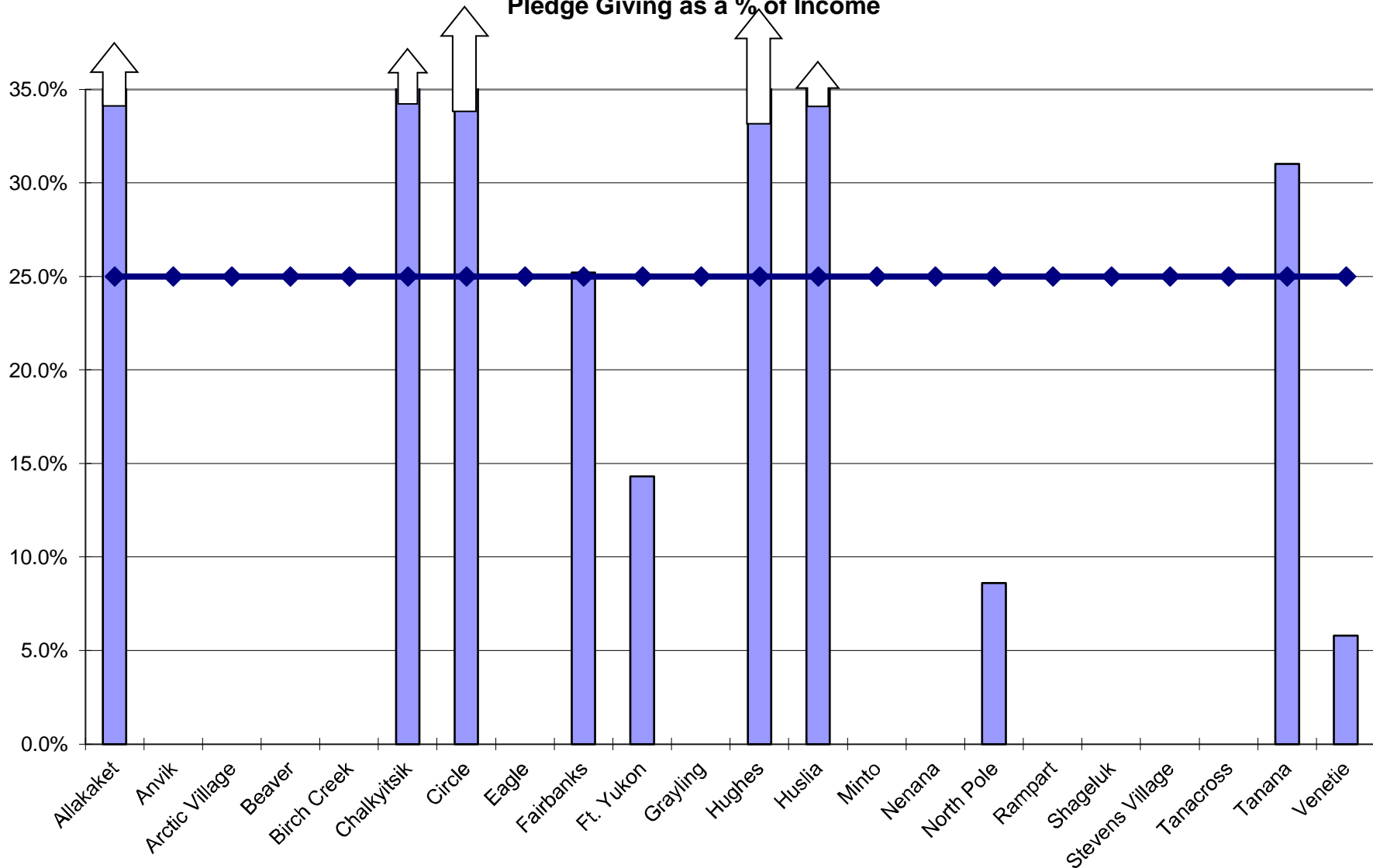
2022 Congregational Pledge Income



based on 2022 data

Interior Deanery

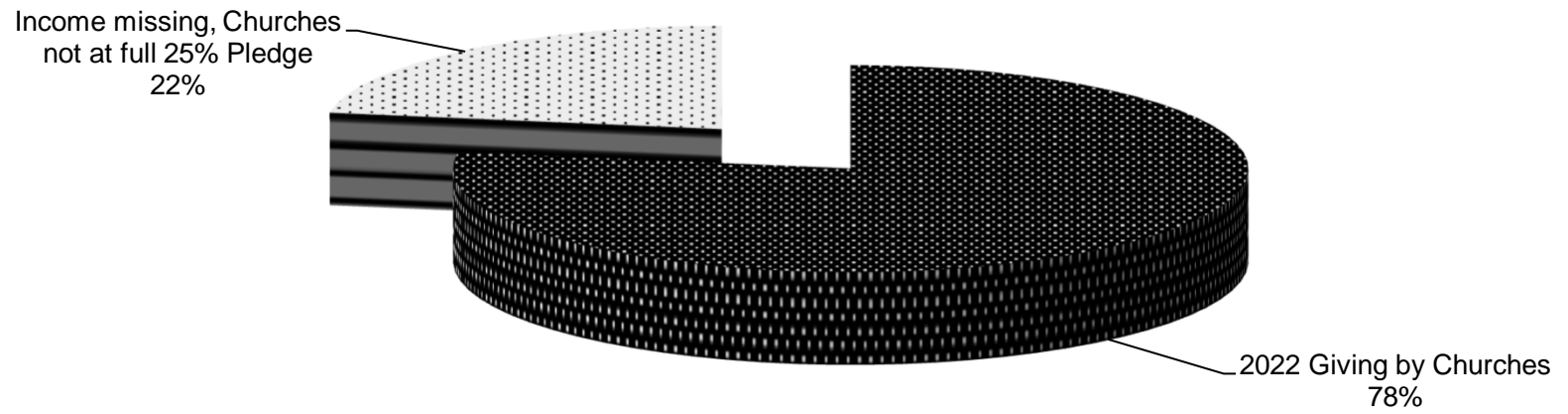
Pledge Giving as a % of Income



based on 2022 data

Interior

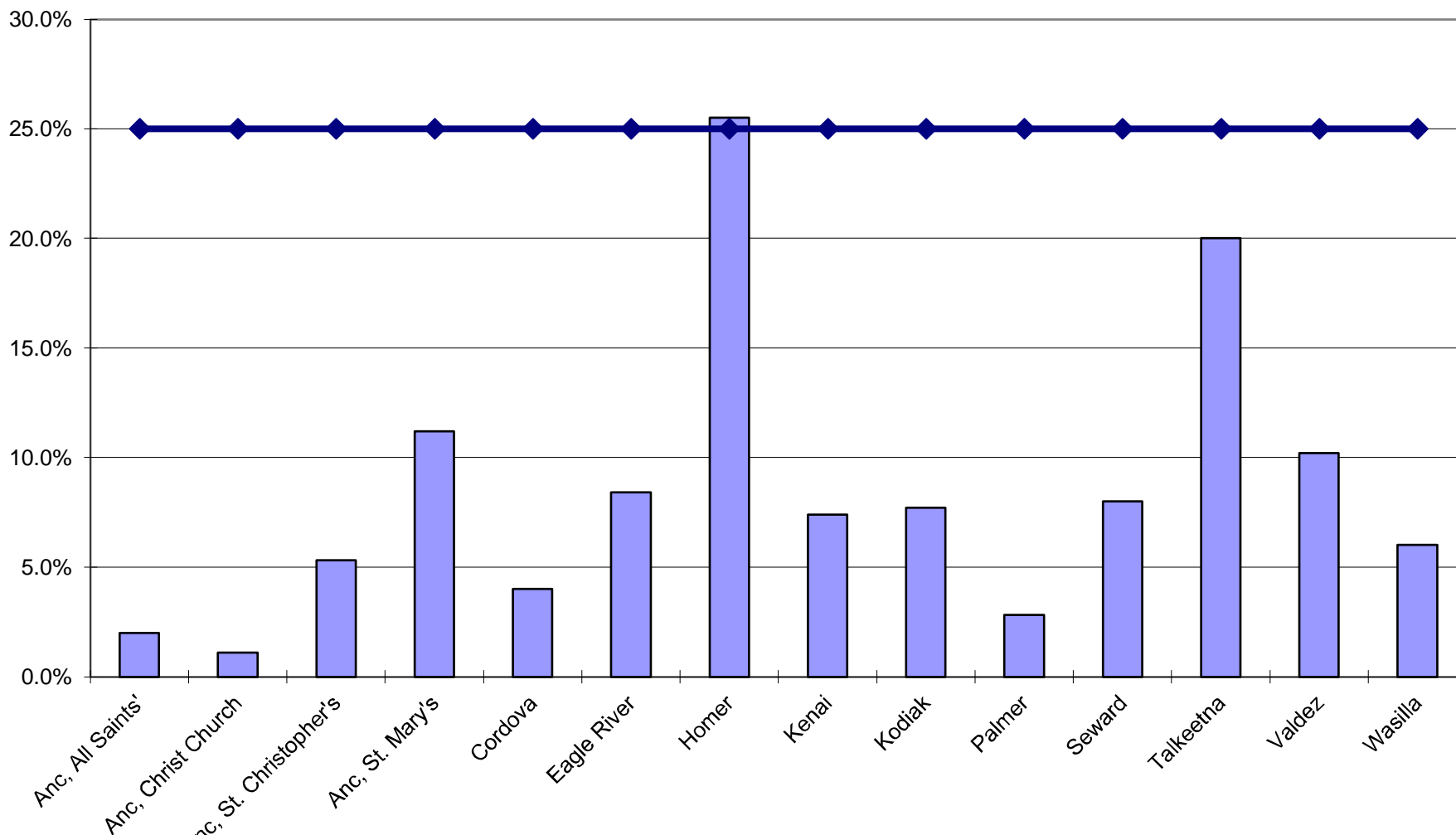
2022 Congregational Pledge Income



based on 2022 data

South Central Deanery

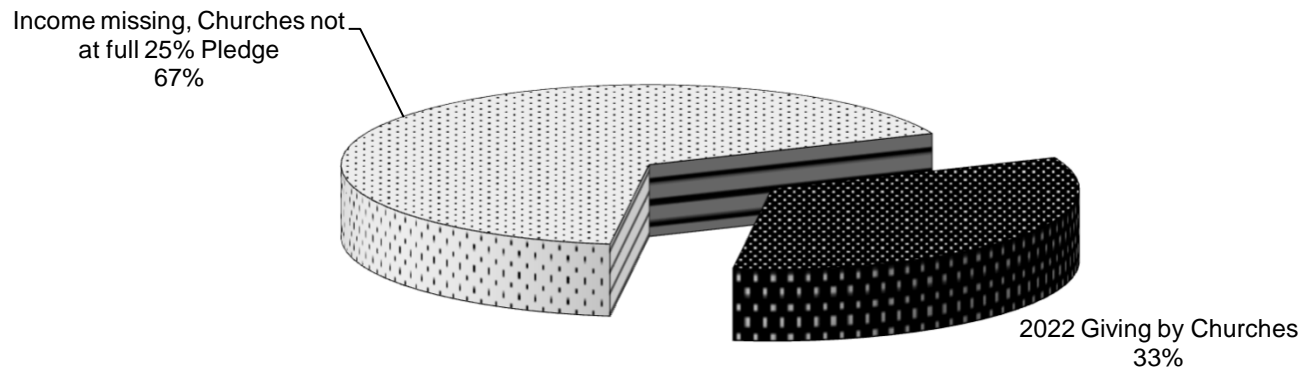
Pledge Giving as a % of Income



based on 2022 data

South Central

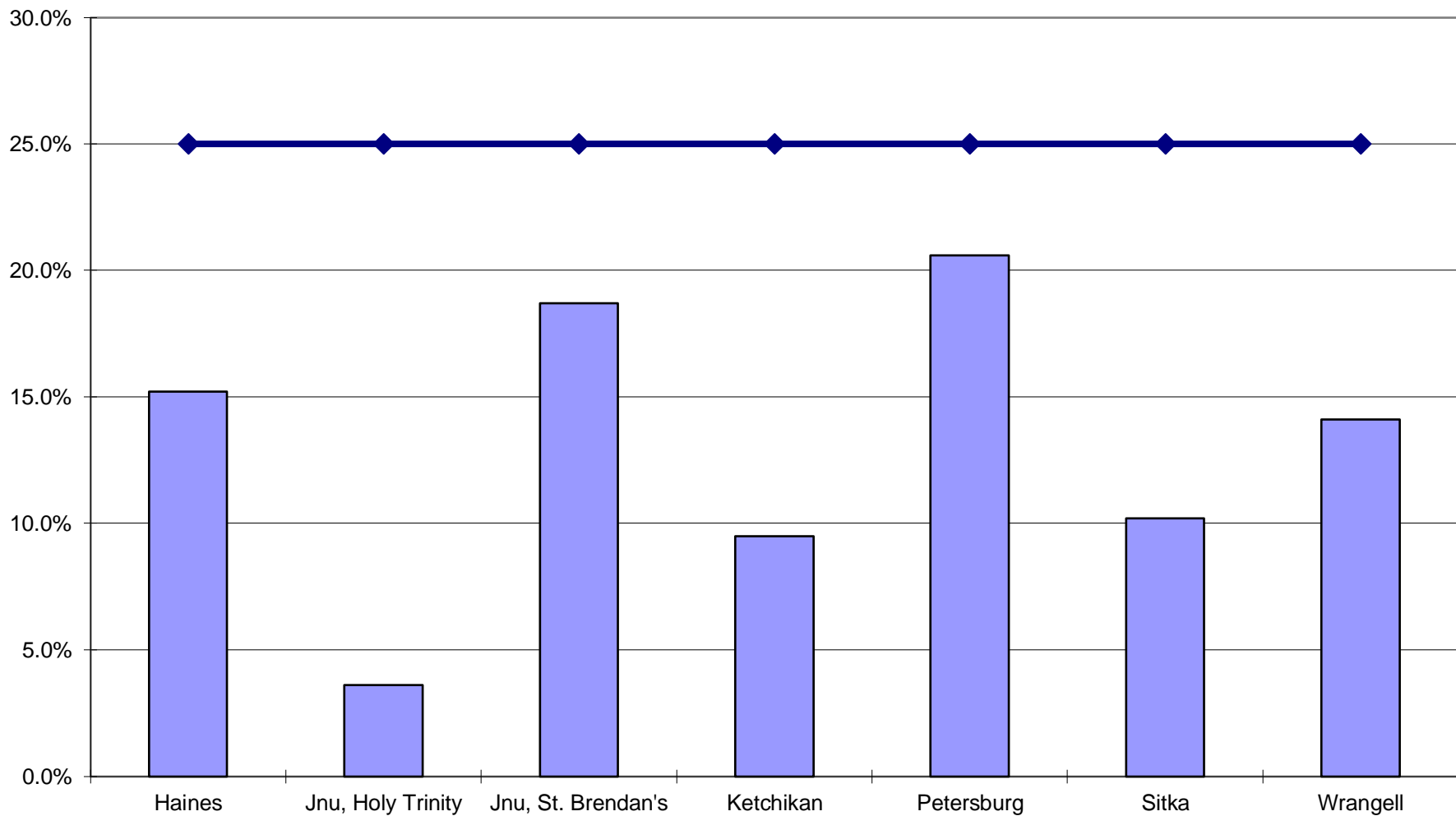
2022 Congregational Pledge Income



based on 2022 data

Southeast Deanery

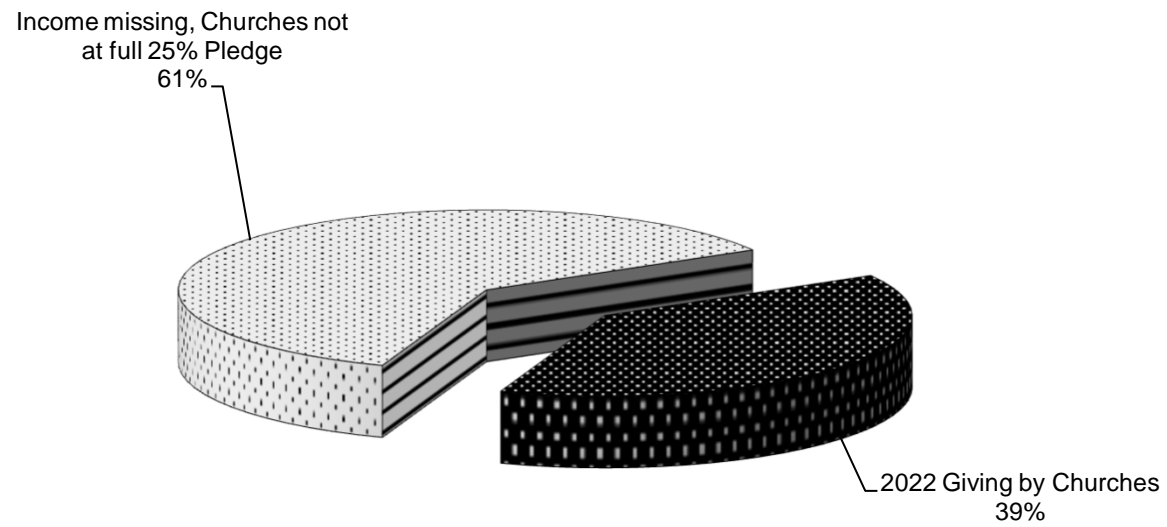
Pledge Giving as a % of Income



based on 2022 data

Southeast

2022 Congregational Pledge Income



Pledge Analysis

City/Village	Congregation	2022				Projected 2023 Giving	Amount in 2024 Budget
		Operating Income from Parochial Report	Actual Giving	Percent Given	Estimated Full 25%		
	Arctic Coast Deanery	\$ 115,225	\$ 25,099	21.8%	\$ 28,807	\$ 24,020	\$ 23,720
	Interior Deanery	307,912	59,694	19.4%	76,980	61,613	61,520
	South Central Deanery	1,775,641	144,197	8.4%	431,661	134,463	139,670
	South East Deanery	640,936	62,169	9.7%	160,235	58,869	61,230
	Total Pledge Income	\$ 2,839,714	\$ 291,159	10.4%	\$ 697,683	\$ 278,965	\$ 286,140

(1) Ecumenical Congregation,
Assumes 50/50 split of pledge

Pledge Analysis

City/Village	Congregation	2022				Projected 2023 Giving	Amount in 2024 Budget
		Operating Income from Parochial Report	Actual Giving	Percent Given	Estimated Full 25%		
Arctic Coast Deanery							
Kivalina	Epiphany	60,180	11,347	18.9%	15,045	8,800	9,150
Kotzebue	St. George's	26,038	6,500	25.0%	6,510	7,320	7,320
Noatak	Congregation	0	0	0.0%	0	0	0
Point Hope	St. Thomas'	29,007	7,252	25.0%	7,252	7,900	7,250
Point Lay	St. Alban's	0	0	0.0%	0	0	0
Total Deanery		\$ 115,225	\$ 25,099	21.8%	\$ 28,807	\$ 24,020	\$ 23,720
% of Total		4.1%	8.6%		4.1%	8.6%	8.3%

Pledge Analysis

City/Village	Congregation	2022				Projected 2023 Giving	Amount in 2024 Budget
		Operating Income from Parochial Report	Actual Giving	Percent Given	Estimated Full 25%		
Interior Deanery							
Allakaket	St. John's	490	200	40.8%	123	100	120
Anvik	Christ Church	120		0.0%	30	0	0
Arctic Village	Bishop Rowe Chapel	2,919		0.0%	730	0	0
Beaver	St. Matthew's	2,901		0.0%	725	30	30
Birch Creek	St. Peter's	0		0.0%	0	0	0
Chalkyitsik	St. Timothy's	2,956	1,100	37.2%	739	900	740
Circle	Holy Trinity	491	398	81.1%	123	200	120
Eagle	St. John's	5,041		0.0%	1,260	0	0
Fairbanks	St. Matthew's	203,231	51,183	25.2%	50,808	50,800	50,810
Ft. Yukon	St. Stephen's	6,995	1,000	14.3%	1,749	1,000	1,040
Grayling	St. Paul's	800		0.0%	200	0	0
Hughes	St. Paul's	27	27	100.0%	7	10	10
Huslia	Good Shepherd	1,614	575	35.6%	404	300	400
Minto	St. Barnabas'	14,000		0.0%	3,500	500	520
Nenana	St. Mark's	15,439		0.0%	3,860	1,620	1,680
North Pole	St. Jude's	37,907	3,252	8.6%	9,477	3,613	3,760
Rampart	Congregation	0		0.0%	0	0	0
Shageluk	St. Luke's	200		0.0%	50	40	40
Steven's Village	St. Andrew's	0		0.0%	0	0	0
Tanacross	St. Timothy's	0		0.0%	0	0	0
Tanana	St. James'	4,840	1,500	31.0%	1,210	1,500	1,210
Venetie	Good Shepherd	7,941	459	5.8%	1,985	1,000	1,040
Total Deanery		\$ 307,912	\$ 59,694	19.4%	\$ 76,980	\$ 61,613	\$ 61,520
% of Total		10.8%	20.5%		11.0%	22.1%	21.5%

(1) Ecumenical Congregation,
Assumes 50/50 split of pledge

Pledge Analysis

City/Village	Congregation	2022				Projected 2023 Giving	Amount in 2024 Budget
		Operating Income from Parochial Report	Actual Giving	Percent Given	Estimated Full 25%		
South Central Deanery							
Anchorage	All Saints'	252,648	5,000	2.0%	63,162	5,000	5,200
Anchorage	Christ Church	134,270	1,440	1.1%	33,568	1,500	1,560
Anchorage	St. Christopher's	34,000	1,800	5.3%	8,500	1,800	1,870
Anchorage	St. Mary's	813,217	91,359	11.2%	203,304	92,723	96,430
Cordova	St. George's	26,479	1,050	4.0%	6,620	1,500	1,560
Eagle River	Holy Spirit	106,832	9,000	8.4%	26,708	7,500	7,800
Homer	St. Augustine's	52,665	13,418	25.5%	13,166	4,300	4,300
Kenai	St. Francis'	27,081	2,000	7.4%	6,770	2,000	2,080
Kodiak	St. James'	82,152	6,300	7.7%	20,538	6,300	6,550
Palmer	St. Bartholmew's	55,891	1,550	2.8%	13,973	1,550	1,610
Seward	St. Peter's	33,102	2,640	8.0%	8,276	2,640	2,750
Talkeetna	Denali	699	140	20.0%	175	150	160
Valdez	Epiphany Lutheran (1)	98,000	5,000	10.2%	12,250	2,500	2,600
Wasilla	St. David's	58,605	3,500	6.0%	14,651	5,000	5,200
Total Deanery		\$ 1,775,641	\$ 144,197	8.4%	\$ 431,661	\$ 134,463	\$ 139,670
% of Total		62.5%	49.5%		61.9%	48.2%	48.8%

(1) Ecumenical Congregation,
Assumes 50/50 split of pledge

Pledge Analysis

City/Village	Congregation	2022				Projected 2023 Giving	Amount in 2024 Budget
		Operating Income from Parochial Report	Actual Giving	Percent Given	Estimated Full 25%		
South East Deanery							
Haines	St. Michael and All Angels	13,119	2,000	15.2%	3,280	2,000	2,080
Juneau	Holy Trinity	224,878	8,000	3.6%	56,220	8,000	8,320
Juneau	St. Brendan's	93,884	17,530	18.7%	23,471	18,230	18,960
Ketchikan	St. John's	84,505	8,000	9.5%	21,126	8,000	8,320
Petersburg	St. Andrew's	16,679	3,439	20.6%	4,170	3,439	3,580
Sitka	St. Peter's	156,953	16,000	10.2%	39,238	12,000	12,480
Wrangell	St. Phillip's	50,918	7,200	14.1%	12,730	7,200	7,490
Total Deanery		\$ 640,936	\$ 62,169	9.7%	\$ 160,235	\$ 58,869	\$ 61,230
% of Total		22.6%	21.4%		23.0%	21.1%	21.4%

(1) Ecumenical Congregation,
Assumes 50/50 split of pledge

Pledge Challenge

City/Village	Congregation	Actual Giving-2022	Estimated Tithe	Challenge to give 5% above tithe (15%)	Challenge to give 10% above tithe (20%)	Challenge to give 15% above tithe (full 25%)	Projected 2023 Giving	Amount in 2024 Budget
	Arctic Coast Deanery	\$ 25,099	\$ 11,523	\$ 17,284	\$ 23,045	\$ 28,807	\$ 24,020	\$ 23,720
	Interior Deanery	59,694	30,792	46,187	61,581	76,980	61,613	61,520
	South Central Deanery	144,197	172,665	258,998	345,327	431,661	134,463	139,670
	South East Deanery	62,169	64,094	96,142	128,189	160,235	58,869	61,230
	Total Pledge Income	\$ 291,159	\$ 279,074	\$ 418,611	\$ 558,142	\$ 697,683	\$ 278,965	\$ 286,140

Pledge Challenge

City/Village	Congregation	Actual Giving-2022	Estimated Tithe	Challenge to give 5% above tithe (15%)	Challenge to give 10% above tithe (20%)	Challenge to give 15% above tithe (full 25%)	Projected 2023 Giving	Amount in 2024 Budget
Arctic Coast Deanery								
Kivalina	Epiphany	11,347	6,018	9,027	12,036	15,045	8,800	9,150
Kotzebue	St. George's	6,500	2,604	3,906	5,208	6,510	7,320	7,320
Noatak	Congregation	0	0	0	0	0	0	0
Point Hope	St. Thomas'	7,252	2,901	4,351	5,801	7,252	7,900	7,250
Point Lay	St. Alban's	0	0	0	0	0	0	0
Total Deanery		\$ 25,099	\$ 11,523	\$ 17,284	\$ 23,045	\$ 28,807	\$ 24,020	\$ 23,720
% of Total		8.6%	4.1%	4.1%	4.1%	4.1%	8.6%	8.3%

Pledge Challenge

City/Village	Congregation	Actual Giving-2022	Estimated Tithe	Challenge to give 5% above tithe (15%)	Challenge to give 10% above tithe (20%)	Challenge to give 15% above tithe (full 25%)	Projected 2023 Giving	Amount in 2024 Budget
Interior Deanery								
Allakaket	St. John's	200	49	74	98	123	100	120
Anvik	Christ Church	0	12	18	24	30	0	0
Arctic Village	Bishop Rowe Chapel	0	292	438	584	730	0	0
Beaver	St. Matthew's	0	290	435	580	725	30	30
Birch Creek	St. Peter's	0	0	0	0	0	0	0
Chalkyitsik	St. Timothy's	1,100	296	443	591	739	900	740
Circle	Holy Trinity	398	49	74	98	123	200	120
Eagle	St. John's	0	504	756	1,008	1,260	0	0
Fairbanks	St. Matthew's	51,183	20,323	30,485	40,646	50,808	50,800	50,810
Ft. Yukon	St. Stephen's	1,000	700	1,049	1,399	1,749	1,000	1,040
Grayling	St. Paul's	0	80	120	160	200	0	0
Hughes	St. Paul's	27	3	4	5	7	10	10
Huslia	Good Shepherd	575	161	242	323	404	300	400
Minto	St. Barnabas'	0	1,400	2,100	2,800	3,500	500	520
Nenana	St. Mark's	0	1,544	2,316	3,088	3,860	1,620	1,680
North Pole	St. Jude's	3,252	3,791	5,686	7,581	9,477	3,613	3,760
Rampart	Congregation	0	0	0	0	0	0	0
Shageluk	St. Luke's	0	20	30	40	50	40	40
Steven's Village	St. Andrew's	0	0	0	0	0	0	0
Tanacross	St. Timothy's	0	0	0	0	0	0	0
Tanana	St. James'	1,500	484	726	968	1,210	1,500	1,210
Venetie	Good Shepherd	459	794	1,191	1,588	1,985	1,000	1,040
Total Deanery		\$ 59,694	\$ 30,792	\$ 46,187	\$ 61,581	\$ 76,980	\$ 61,613	\$ 61,520
% of Total		20.5%	11.0%	11.0%	11.0%	11.0%	22.1%	21.5%

(1) Ecumenical Congregation,
Assumes 50/50 split of pledge

Pledge Challenge

City/Village	Congregation	Actual Giving-2022	Estimated Tithe	Challenge to give 5% above tithe (15%)	Challenge to give 10% above tithe (20%)	Challenge to give 15% above tithe (full 25%)	Projected 2023 Giving	Amount in 2024 Budget
South Central Deanery								
Anchorage	All Saints'	5,000	25,265	37,897	50,530	63,162	5,000	5,200
Anchorage	Christ Church	1,440	13,427	20,141	26,854	33,568	1,500	1,560
Anchorage	St. Christopher's	1,800	3,400	5,100	6,800	8,500	1,800	1,870
Anchorage	St. Mary's	91,359	81,322	121,983	162,643	203,304	92,723	96,430
Cordova	St. George's	1,050	2,648	3,972	5,296	6,620	1,500	1,560
Eagle River	Holy Spirit	9,000	10,683	16,025	21,366	26,708	7,500	7,800
Homer	St. Augustine's	13,418	5,267	7,900	10,533	13,166	4,300	4,300
Kenai	St. Francis'	2,000	2,708	4,062	5,416	6,770	2,000	2,080
Kodiak	St. James'	6,300	8,215	12,323	16,430	20,538	6,300	6,550
Palmer	St. Bartholmew's	1,550	5,589	8,384	11,178	13,973	1,550	1,610
Seward	St. Peter's	2,640	3,310	4,965	6,620	8,276	2,640	2,750
Talkeetna	Denali	140	70	105	140	175	150	160
Valdez	Epiphany Lutheran (1)	5,000	4,900	7,350	9,800	12,250	2,500	2,600
Wasilla	St. David's	3,500	5,861	8,791	11,721	14,651	5,000	5,200
Total Deanery		\$ 144,197	\$ 172,665	\$ 258,998	\$ 345,327	\$ 431,661	\$ 134,463	\$ 139,670
% of Total		49.5%	61.9%	61.9%	61.9%	61.9%	48.2%	48.8%

(1) Ecumenical Congregation,
Assumes 50/50 split of pledge

Pledge Challenge

City/Village	Congregation	Actual Giving-2022	Estimated Tithe	Challenge to give 5% above tithe (15%)	Challenge to give 10% above tithe (20%)	Challenge to give 15% above tithe (full 25%)	Projected 2023 Giving	Amount in 2024 Budget
South East Deanery								
Haines	St. Michael and All Angels	2,000	1,312	1,968	2,624	3,280	2,000	2,080
Juneau	Holy Trinity	8,000	22,488	33,732	44,976	56,220	8,000	8,320
Juneau	St. Brendan's	17,530	9,388	14,083	18,777	23,471	18,230	18,960
Ketchikan	St. John's	8,000	8,451	12,676	16,901	21,126	8,000	8,320
Petersburg	St. Andrew's	3,439	1,668	2,502	3,336	4,170	3,439	3,580
Sitka	St. Peter's	16,000	15,695	23,543	31,391	39,238	12,000	12,480
Wrangell	St. Phillip's	7,200	5,092	7,638	10,184	12,730	7,200	7,490
Total Deanery		\$ 62,169	\$ 64,094	\$ 96,142	\$ 128,189	\$ 160,235	\$ 58,869	\$ 61,230
% of Total		21.4%	23.0%	23.0%	23.0%	23.0%	21.1%	21.4%

Pledge History

City/Village	Congregation	Actual Giving						Current Year--2023	
		2017	2018	2019	2020 *	2021	2022	Pledge	Actuals as of 8/01/23
	Arctic Coast Deanery	\$ 19,281	\$ 21,562	\$ 25,764	\$ 26,130	\$ 29,549	\$ 25,099	\$ 7,320	\$ 4,433
	Interior Deanery	56,069	58,828	73,854	22,191	77,330	59,694	5,433	25,786
	South Central Deanery	132,629	131,411	132,458	119,155	113,047	144,197	117,363	72,403
	South East Deanery	53,100	55,464	61,570	50,867	47,508	62,169	46,869	35,940
	Total Pledge Income	\$ 261,079	\$ 267,265	\$ 293,646	\$ 218,343	\$ 267,434	\$ 291,159	\$ 176,985	\$ 138,562

*a waiver was granted in 2nd half of 2020.

Pledge History

City/Village	Congregation	Actual Giving						Current Year--2023	
		2017	2018	2019	2020 *	2021	2022	Pledge	Actuals as of 8/01/23
Arctic Coast Deanery									
Kivalina	Epiphany	5,004	8,178	7,235	8,335	17,223	11,347		4,433
Kotzebue	St. George's	5,510	5,600	5,900	8,750	7,325	6,500	7,320	0
Noatak	Congregation	0	0	0	0	5,001	0		0
Point Hope	St. Thomas'	8,767	7,784	12,629	9,045	0	7,252		0
Point Lay	St. Alban's	0	0	0	0	0	0		0
Total Deanery		\$ 19,281	\$ 21,562	\$ 25,764	\$ 26,130	\$ 29,549	\$ 25,099	\$ 7,320	\$ 4,433
% of Total		7.4%	8.1%	8.8%	12.0%	11.0%	8.6%	4.1%	3.2%

*a waiver was granted in 2nd half of 2020.

Pledge History

City/Village	Congregation	Actual Giving						Current Year--2023	
		2017	2018	2019	2020 *	2021	2022	Pledge	Actuals as of 8/01/23
Interior Deanery									
Allakaket	St. John's	82	56	70	0	0	200	200	80
Anvik	Christ Church	175	65	0	0	0	0		0
Arctic Village	Bishop Rowe Chapel	0	0	0	0	0	0		0
Beaver	St. Matthew's	0	122	28	0	0	0		0
Birch Creek	St. Peters	0	0	0	0	0	0		0
Chalkyitsik	St. Timothy's	880	450	451	900	1,450	1,100		300
Circle	Holy Trinity	513	760	154	79	310	398		0
Eagle	St. John's	138	0	0	0	0	0		0
Fairbanks	St. Matthew's	48,894	49,285	63,507	16,175	69,385	51,183		21,284
Ft. Yukon	St. Stephen's	0	0	0	0	500	1,000		0
Grayling	St. Paul's	175	42	0	0	0	0		0
Hughes	St. Paul's	0	0	30	0	300	27		0
Huslia	Good Shepherd	0	400	0	0	0	575		300
Minto	St. Barnabas'	0	1,200	1,900	0	500	0		0
Nenana	St. Mark's	1,000	2,000	2,100	1,200	2,000	0	1,620	500
North Pole	St. Jude's	1,600	2,640	3,108	1,350	0	3,252	3,613	1,682
Rampart	Congregation	0	0	0	0	0	0		0
Shageluk	St. Luke's	175	32	0	0	0	0		40
Steven's Village	St. Andrew's	0	0	0	0	0	0		0
Tanacross	St. Timothy's	0	0	0	50	0	0		0
Tanana	St. James'	1,845	1,576	1,655	1,835	1,507	1,500		1,500
Venetie	Good Shepherd	592	200	851	602	1,378	459		100
Total Deanery		\$ 56,069	\$ 58,828	\$ 73,854	\$ 22,191	\$ 77,330	\$ 59,694	\$ 5,433	\$ 25,786
% of Total		21.5%	22.0%	25.2%	10.2%	28.9%	20.5%	3.1%	18.6%

*a waiver was granted in 2nd half of 2020.

Pledge History

City/Village	Congregation	Actual Giving						Current Year--2023	
		2017	2018	2019	2020 *	2021	2022	Pledge	Actuals as of 8/01/23
South Central Deanery									
Anchorage	All Saints'	10,000	5,000	5,000	5,000	5,000	5,000		5,000
Anchorage	Christ Church	900	900	900	1,200	1,200	1,440	1,500	1,000
Anchorage	St. Christopher's	1,800	1,800	1,800	1,650	1,800	1,800		1,050
Anchorage	St. Mary's	81,300	83,000	85,000	87,482	77,192	91,359	92,723	54,088
Cordova	St. George's	750	1,000	1,000	1,200	1,200	1,050	1,500	675
Eagle River	Holy Spirit	9,000	12,600	9,150	9,000	9,750	9,000	7,200	3,900
Homer	St. Augustine's	6,103	4,770	4,873	784	4,255	13,418	4,300	2,150
Kenai	St. Francis'	2,500	1,900	1,900	0	2,000	2,000		1,000
Kodiak	St. James'	6,000	6,000	6,300	6,300	6,300	6,300		
Palmer	St. Bartholmew's	2,700	2,840	2,980	0	1,490	1,550		
Seward	St. Peter's	4,800	5,075	5,320	3,545	2,640	2,640	2,640	1,540
Talkeetna	Denali	179	252	222	194	220	140		
Valdez	Epiphany Lutheran (1)	1,746	2,074	2,313	2,300	0	5,000	2,500	
Wasilla	St. David's	4,851	4,200	5,700	500	0	3,500	5,000	2,000
Total Deanery		\$ 132,629	\$ 131,411	\$ 132,458	\$ 119,155	\$ 113,047	\$ 144,197	\$ 117,363	\$ 72,403
% of Total		50.8%	49.2%	45.1%	54.6%	42.3%	49.5%	66.3%	52.3%

*a waiver was granted in 2nd half of 2020.

Pledge History

City/Village	Congregation	Actual Giving						Current Year--2023	
		2017	2018	2019	2020 *	2021	2022	Pledge	Actuals as of 8/01/23
South East Deanery									
Haines	St. Michael and All Ang	300	500	1,500	2,000	1,500	2,000	2,000	2,000
Juneau	Holy Trinity	10,500	11,750	12,000	6,000	2,000	8,000	8,000	4,667
Juneau	St. Brendan's	15,000	15,750	16,540	17,367	16,858	17,530	18,230	10,634
Ketchikan	St. John's	4,000	3,500	6,000	0	2,000	8,000	8,000	4,000
Petersburg	St. Andrew's	500	965	2,530	2,500	2,150	3,439	3,439	3,439
Sitka	St. Peter's	16,000	16,000	16,000	16,000	16,000	16,000		7,000
Wrangell	St. Phillip's	6,800	6,999	7,000	7,000	7,000	7,200	7,200	4,200
Total Deanery		\$ 53,100	\$ 55,464	\$ 61,570	\$ 50,867	\$ 47,508	\$ 62,169	\$ 46,869	\$ 35,940
% of Total		20.3%	20.8%	21.0%	23.3%	17.8%	21.4%	26.5%	25.9%

*a waiver was granted in 2nd half of 2020.

Episcopal Diocese of Alaska
Pledge Analysis: 2022 vs 2021

City/Village	Congregation	2022			Operating Income			Congregational Pledge		
		Operating Inome from Parochial Report	Actual Giving	% Given	2021 from Parochial Report	2022 vs 2021	% change	Pledge Giving 2021	2022 vs 2021	% change
	Arctic Coast Deanery	\$ 115,225	\$ 25,099	21.8%	\$ 127,774	\$ (12,549)	-9.8%	\$ 29,549	\$ (4,450)	-15.1%
	Interior Deanery	307,912	59,694	19.4%	413,807	(105,895)	-25.6%	77,330	(17,636)	-22.8%
	South Central Deanery	1,775,641	144,197	8.4%	1,982,494	(206,853)	-10.4%	113,047	31,150	27.6%
	South East Deanery	640,936	62,169	9.7%	637,088	3,848	0.6%	47,508	14,661	30.9%
	Total Operating Income & Pledge Giving	\$ 2,839,714	\$ 291,159	10.4%	\$ 3,161,163	\$(321,449)	-10.2%	\$ 267,434	\$ 23,725	8.9%

(1) Ecumenical Congregation,
Assumes 50/50 split of pledge

Episcopal Diocese of Alaska
Pledge Analysis: 2022 vs 2021

City/Village	Congregation	2022			Operating Income			Congregational Pledge		
		Operating Inome from Parochial Report	Actual Giving	% Given	2021 from Parochial Report	2022 vs 2021	% change	Pledge Giving 2021	2022 vs 2021	% change
Arctic Coast Deanery										
Kivalina	Epiphany	60,180	11,347	18.9%	58,084	2,096	3.6%	17,223	(5,876)	-34.1%
Kotzebue	St. George's	26,038	6,500	25.0%	29,294	(3,256)	-11.1%	7,325	(825)	-11.3%
Point Hope	St. Thomas'	29,007	7,252	25.0%	40,396	(11,389)	-28.2%	5,001	2,251	45.0%
Point Lay	St. Alban's	0	0	0.0%	0	0	0.0%	0	0	0.0%
Noatak	Congregation	0	0	0.0%	0	0	0.0%	0	0	0.0%
		\$ 115,225	\$ 25,099	21.8%	\$ 127,774	\$ (12,549)	-9.8%	\$ 29,549	\$ (4,450)	-15.1%

(1) Ecumenical Congregation,
Assumes 50/50 split of pledge

Episcopal Diocese of Alaska
Pledge Analysis: 2022 vs 2021

City/Village	Congregation	2022			Operating Income			Congregational Pledge		
		Operating Inome from Parochial Report	Actual Giving	% Given	2021 from Parochial Report	2022 vs 2021	% change	Pledge Giving 2021	2022 vs 2021	% change
Interior Deanery										
Allakaket	St. John's	490	200	40.8%	252	238	94.4%	0	200	0.0%
Anvik	Christ Church	120	0	0.0%	1	119	11900.0%	0	0	0.0%
Arctic Village	Bishop Rowe Chapel	2,919	0	0.0%	2,000	919	46.0%	0	0	0.0%
Beaver	St. Matthew's	2,901	0	0.0%	1,912	989	51.7%	0	0	0.0%
Birch Creek	St. Peter's	0	0	0.0%	0	0	0.0%	0	0	0.0%
Chalkyitsik	St. Timothy's	2,956	1,100	37.2%	3,639	(683)	-18.8%	1,450	(350)	-24.1%
Circle	Holy Trinity	491	398	81.1%	740	(249)	-33.6%	310	88	28.4%
Eagle	St. John's	5,041	0	0.0%	0	5,041	0.0%	0	0	0.0%
Fairbanks	St. Matthew's	203,231	51,183	25.2%	327,835	(124,604)	-38.0%	69,385	(18,202)	-26.2%
Ft. Yukon	St. Stephen's	6,995	1,000	14.3%	6,922	73	1.1%	500	500	100.0%
Grayling	St. Paul's	800	0	0.0%	0	800	0.0%	0	0	0.0%
Hughes	St. Paul's	27	27	100.0%	0	27	0.0%	300	(273)	-91.0%
Huslia	Good Shepherd	1,614	575	35.6%	1,415	199	14.1%	0	575	0.0%
Minto	St. Barnabas'	14,000	0	0.0%	14,000	0	0.0%	500	(500)	-100.0%
Nenana	St. Mark's	15,439	0	0.0%	16,392	(953)	-5.8%	2,000	(2,000)	-100.0%
North Pole	St. Jude's	37,907	3,252	8.6%	29,875	8,032	26.9%	0	3,252	0.0%
Rampart	Congregation	0	0	0.0%	0	0	0.0%	0	0	0.0%
Shageluk	St. Luke's	200	0	0.0%	200	0	0.0%	0	0	0.0%
Steven's Village	St. Andrew's	0	0	0.0%	0	0	0.0%	0	0	0.0%
Tanacross	St. Timothy's	0	0	0.0%	0	0	0.0%	0	0	0.0%
Tanana	St. James'	4,840	1,500	31.0%	3,946	894	22.7%	1,507	(7)	-0.5%
Venetie	Good Shepherd	7,941	459	5.8%	4,678	3,263	69.8%	1,378	(919)	-66.7%
		\$ 307,912	\$ 59,694	19.4%	413,807	(105,895)	-25.6%	77,330	(17,636)	-22.8%

(1) Ecumenical Congregation,
Assumes 50/50 split of pledge

Episcopal Diocese of Alaska
Pledge Analysis: 2022 vs 2021

City/Village	Congregation	2022			Operating Income			Congregational Pledge		
		Operating Inome from Parochial Report	Actual Giving	% Given	2021 from Parochial Report	2022 vs 2021	% change	Pledge Giving 2021	2022 vs 2021	% change
South Central Deanery										
Anchorage	All Saints'	252,648	5,000	2.0%	258,328	(5,680)	-2.2%	5,000	0	0.0%
Anchorage	Christ Church	134,270	1,440	1.1%	157,056	(22,786)	-14.5%	1,200	240	20.0%
Anchorage	St. Christopher's	34,000	1,800	5.3%	19,690	14,310	72.7%	1,800	0	0.0%
Anchorage	St. Mary's	813,217	91,359	11.2%	1,036,522	(223,305)	-21.5%	77,192	14,167	18.4%
Cordova	St. George's	26,479	1,050	4.0%	25,308	1,171	4.6%	1,200	(150)	-12.5%
Eagle River	Holy Spirit	106,832	9,000	8.4%	96,151	10,681	11.1%	9,750	(750)	-7.7%
Homer	St. Augustine's	52,665	13,418	25.5%	17,019	35,646	209.4%	4,255	9,163	215.3%
Kenai	St. Francis'	27,081	2,000	7.4%	26,255	826	3.1%	2,000	0	0.0%
Kodiak	St. James'	82,152	6,300	7.7%	93,965	(11,813)	-12.6%	6,300	0	0.0%
Palmer	St. Bartholmew's	55,891	1,550	2.8%	53,900	1,991	3.7%	1,490	60	4.0%
Seward	St. Peter's	33,102	2,640	8.0%	32,286	816	2.5%	2,640	0	0.0%
Talkeetna	Denali	699	140	20.0%	880	(181)	-20.6%	220	(80)	-36.4%
Valdez	Epiphany Lutheran (1)	98,000	5,000	10.2%	103,553	(5,553)	-5.4%	0	5,000	#DIV/0!
Wasilla	St. David's	58,605	3,500	6.0%	61,581	(2,976)	-4.8%	0	3,500	#DIV/0!
		\$ 1,775,641	\$ 144,197	8.4%	1,982,494	(206,853)	-10.7%	113,047	31,150	27.6%

(1) Ecumenical Congregation,
Assumes 50/50 split of pledge

Episcopal Diocese of Alaska
Pledge Analysis: 2022 vs 2021

City/Village	Congregation	2022			Operating Income			Congregational Pledge		
		Operating Inome from Parochial Report	Actual Giving	% Given	2021 from Parochial Report	2022 vs 2021	% change	Pledge Giving 2021	2022 vs 2021	% change
South East Deanery										
Haines	St. Michael and All Angels	13,119	2,000	15.2%	14,833	(1,714)	-11.6%	1,500	500	33.3%
Juneau	Holy Trinity	224,878	8,000	3.6%	225,974	(1,096)	-0.5%	2,000	6,000	300.0%
Juneau	St. Brendan's	93,884	17,530	18.7%	109,229	(15,345)	-14.0%	16,858	672	4.0%
Ketchikan	St. John's	84,505	8,000	9.5%	71,662	12,843	17.9%	2,000	6,000	300.0%
Petersburg	St. Andrew's	16,679	3,439	20.6%	16,069	610	3.8%	2,150	1,289	60.0%
Sitka	St. Peter's	156,953	16,000	10.2%	148,329	8,624	5.8%	16,000	0	0.0%
Wrangell	St. Phillip's	50,918	7,200	14.1%	50,992	(74)	-0.1%	7,000	200	2.9%
		\$ 640,936	\$ 62,169	9.7%	637,088	3,848	0.6%	47,508	14,661	30.9%

(1) Ecumenical Congregation,
Assumes 50/50 split of pledge