

# **Congregational Pledges to the Diocese**

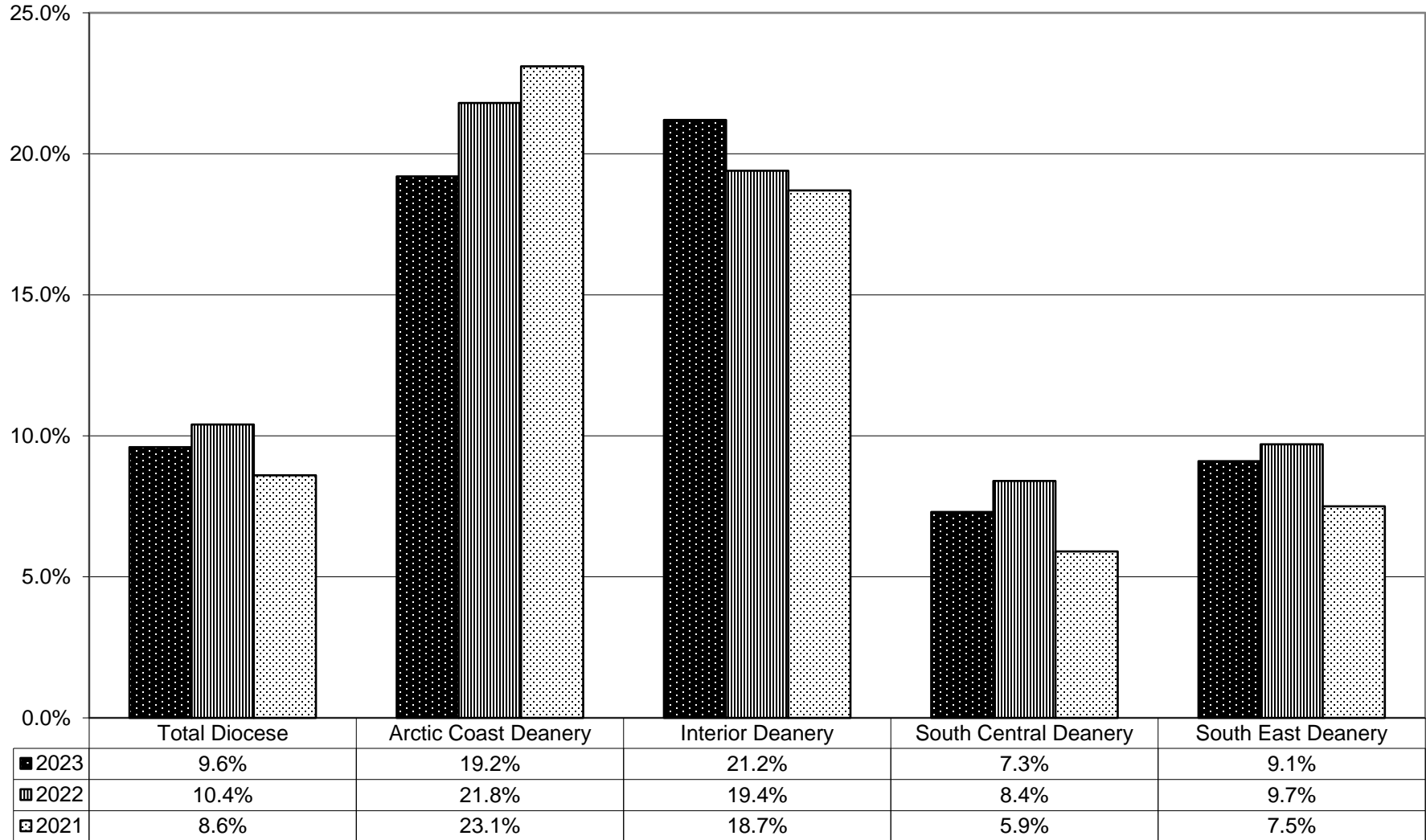
Episcopal Diocese of Alaska  
Congregational Pledges to the Diocese  
Table of Content

Description	Page #
Summary Graph Overall Giving % of Income 2021-2023	1
2023 Congregation Pledge Income Total Diocese Overview	2
2023 Giving as % of Income, Ranking by Congregation	3
2023 Giving as % of Income by Congregation, Graphically	4-5
2023 Giving as % of Income by Deanery, Graphically	6-13
Pledge Analysis, 2023 Giving, 2024 Projected & 2025 Budget	14-18
Pledge Challenge, based on 2023 Operating Income	19-23
Pledge History, 2018 to July 2024	24-28
Pledge Analysis, 2023 vs 2022 (Comparison)	29-33

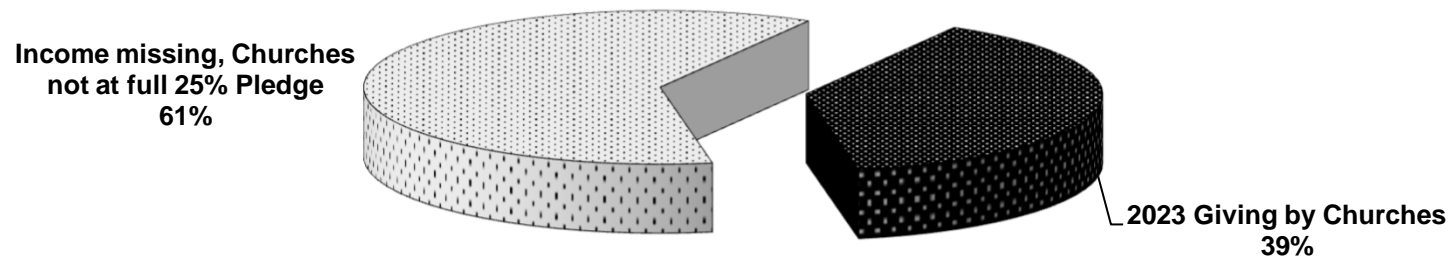
**Note: A waiver was granted for Congregational Pledge Income for June 1 - December 31, 2020.**

## Overall

### Pledge Giving as % of Income



### 2023 Congregational Pledge Income



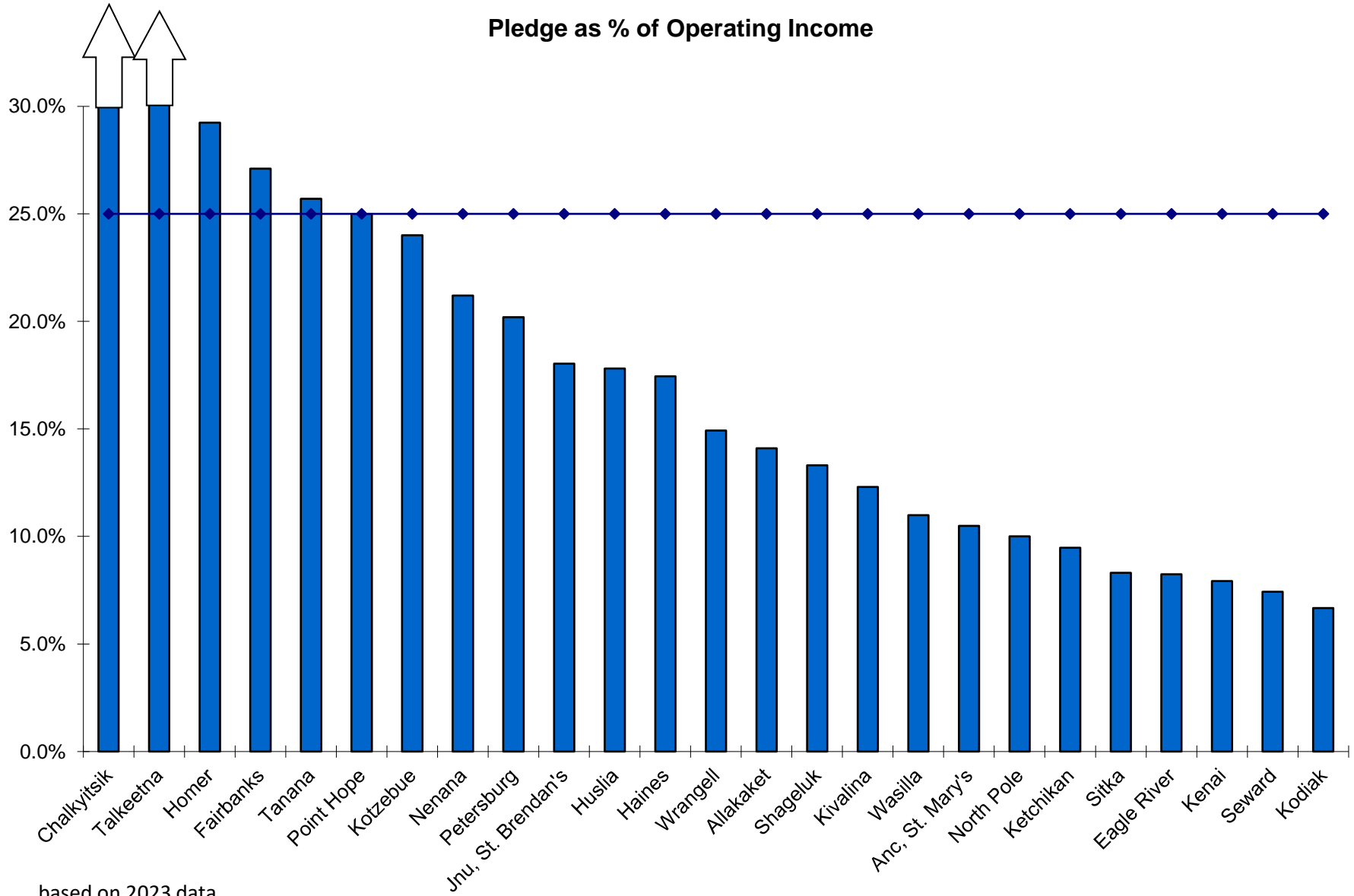
based on 2023 data

Episcopal Diocese of Alaska  
 2023 Giving to the Diocese, as a % of Operating Income  
 Ranking by Congregation

City/Village	Congregation	Pledge as % of Ops Income	City/Village	Congregation	Pledge as % of Ops Income
1 Chalkyitsik	St. Timothy's	64.0%	25 Kodiak	St. James'	6.7%
2 Talkeetna	Denali	57.5%	26 Anchorage	St. Christopher's	5.9%
3 Homer	St. Augustine's	29.2%	27 Cordova	St. George's	4.3%
4 Fairbanks	St. Matthew's	27.1%	28 Juneau	Holy Trinity	3.3%
5 Tanana	St. James'	25.7%	29 Anchorage	All Saints'	1.8%
6 Point Hope	St. Thomas'	25.0%	30 Venetie	Good Shepherd	1.4%
7 Kotzebue	St. George's	24.0%	31 Anchorage	Christ Church	1.0%
8 Nenana	St. Mark's	21.2%	Anvik	Christ Church	0.0%
9 Petersburg	St. Andrew's	20.2%	Arctic Village	Bishop Rowe Chapel	0.0%
10 Juneau	St. Brendan's	18.0%	Beaver	St. Matthew's	0.0%
11 Huslia	Good Shepherd	17.8%	Birch Creek	St. Peter's	0.0%
12 Haines	St. Michael and All Angels	17.4%	Circle	Holy Trinity	0.0%
13 Wrangell	St. Phillip's	14.9%	Eagle	St. John's	0.0%
14 Allakaket	St. John's	14.1%	Ft. Yukon	St. Stephen's	0.0%
15 Shageluk	St. Luke's	13.3%	Grayling	St. Paul's	0.0%
16 Kivalina	Epiphany	12.3%	Hughes	St. Paul's	0.0%
17 Wasilla	St. David's	11.0%	Minto	St. Barnabas'	0.0%
18 Anchorage	St. Mary's	10.5%	Noatak	Congregation	0.0%
19 North Pole	St. Jude's	10.0%	Palmer	St. Bartholmew's	0.0%
20 Ketchikan	St. John's	9.5%	Point Lay	St. Alban's	0.0%
21 Sitka	St. Peter's	8.3%	Rampart	Congregation	0.0%
22 Eagle River	Holy Spirit	8.2%	Steven's Village	St. Andrew's	0.0%
23 Kenai	St. Francis'	7.9%	Tanacross	St. Timothy's	0.0%
24 Seward	St. Peter's	7.4%	Valdez	Epiphany Lutheran (1)	0.0%

# By Congregation

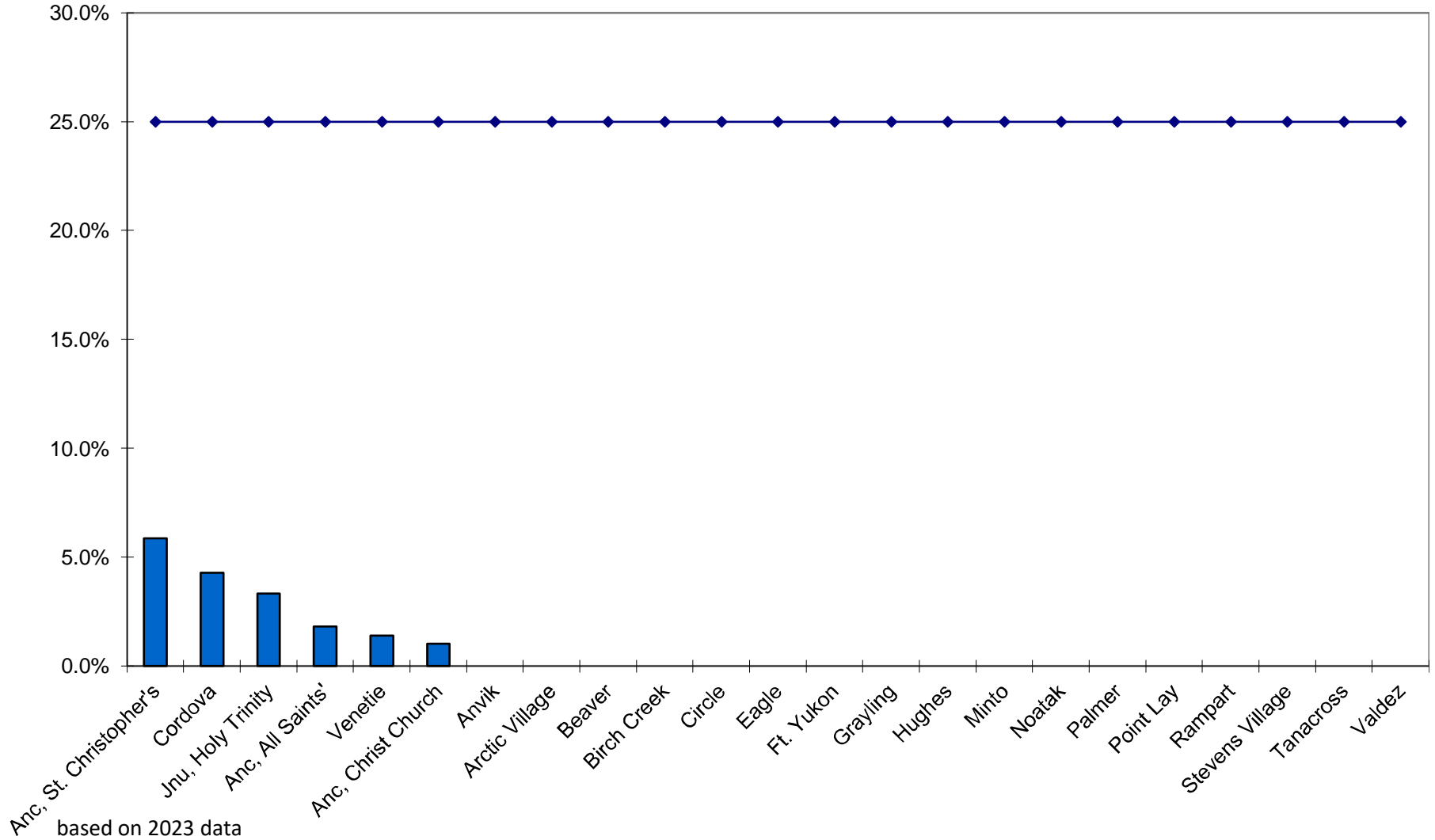
## Pledge as % of Operating Income



based on 2023 data

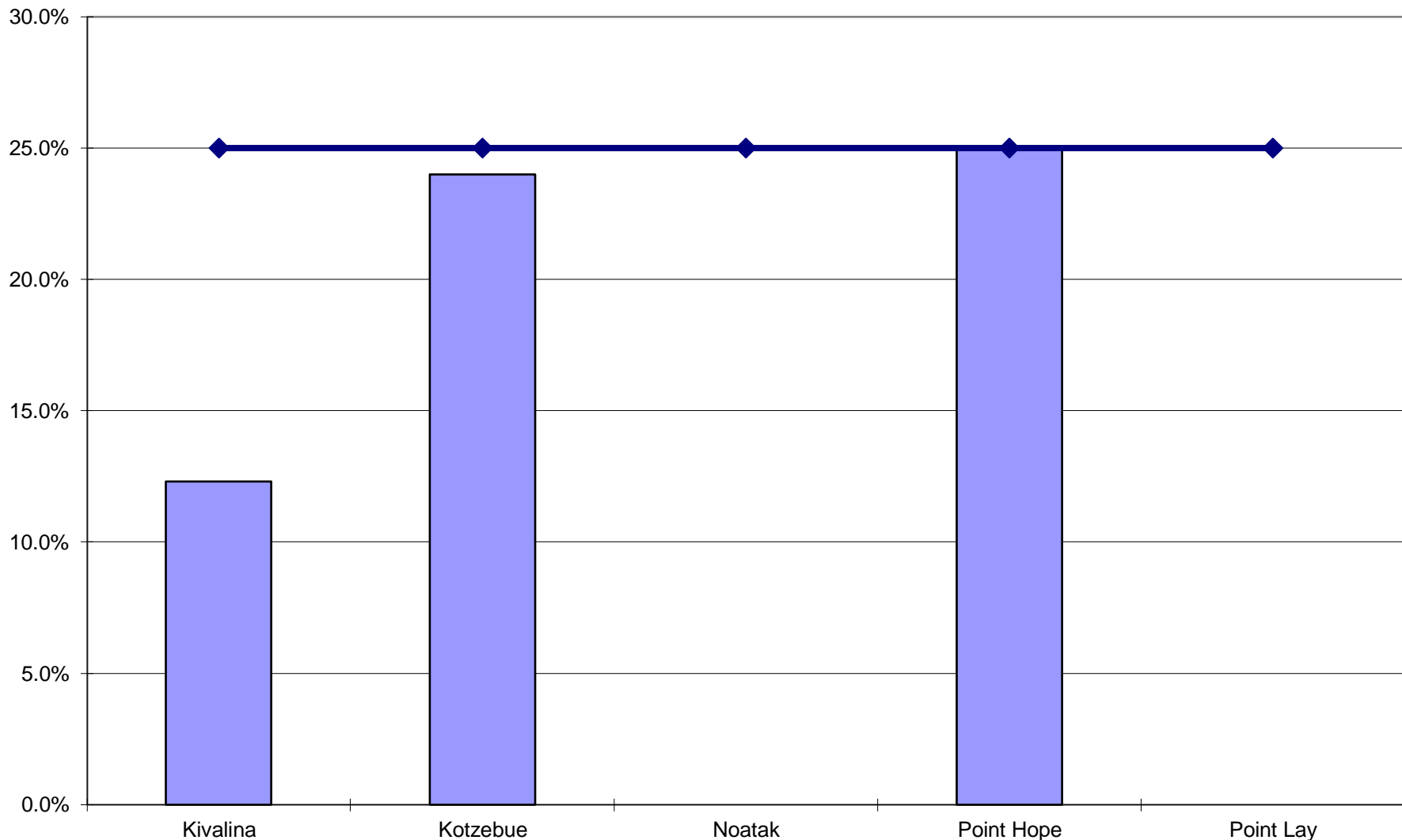
***By Congregation.***

**Pledge as % of Operating Income**



# Arctic Coast Deanery

## Pledge Giving as a % of Income

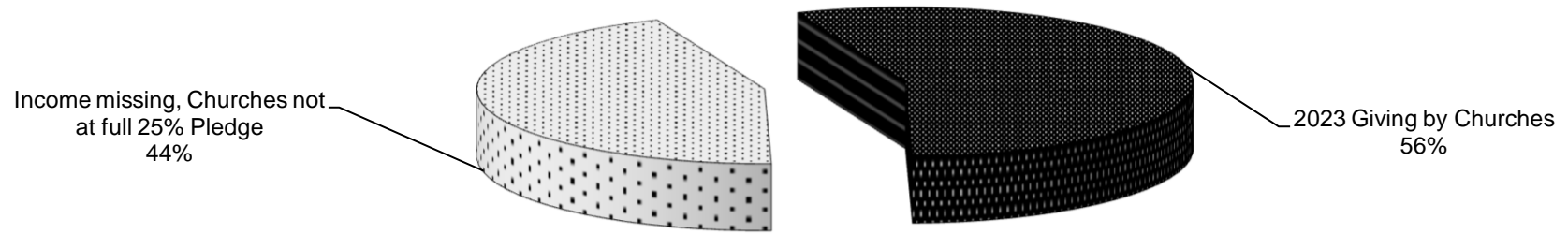


based on 2023 data



# Arctic Coast

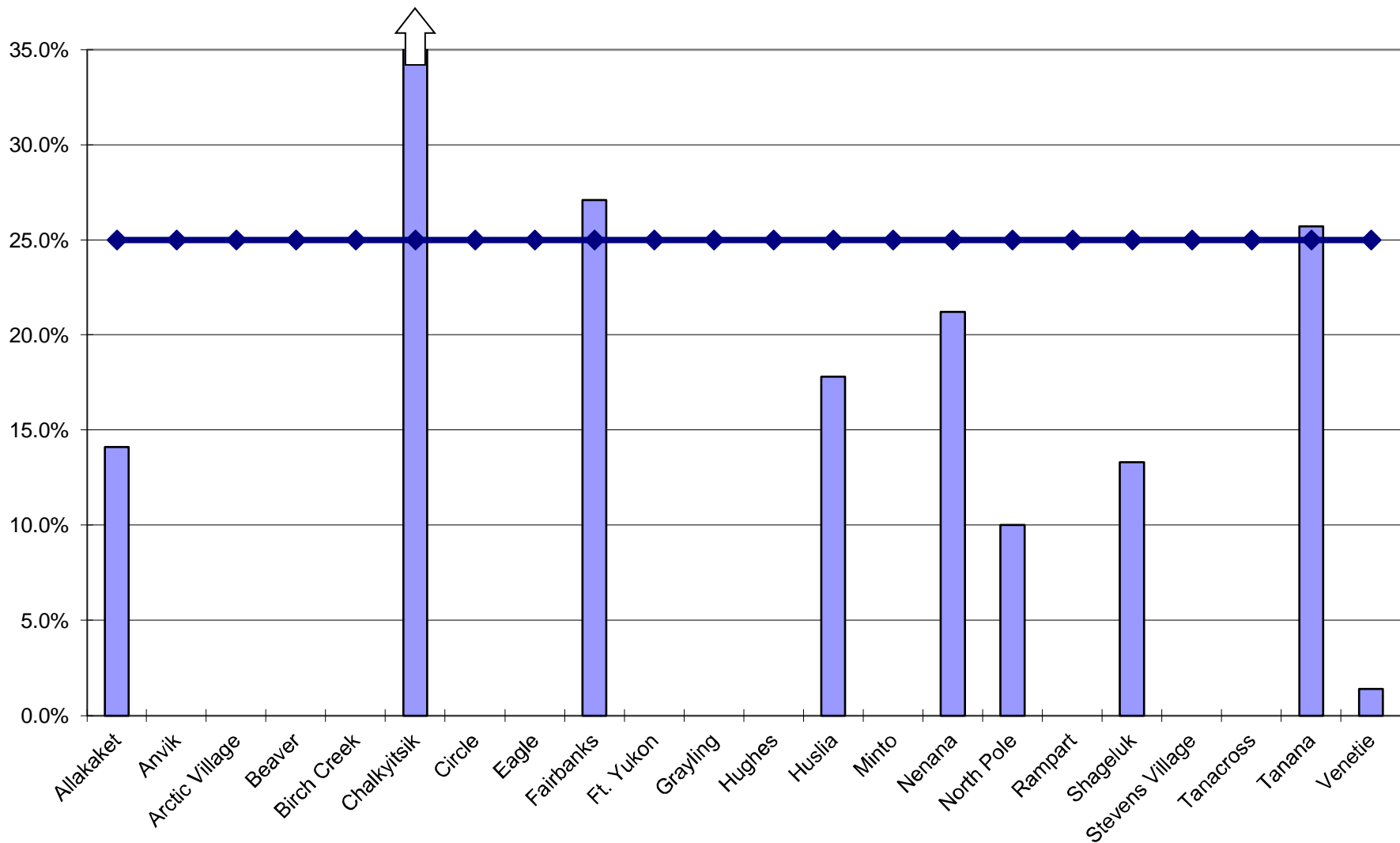
## 2023 Congregational Pledge Income



based on 2023 data

# Interior Deanery

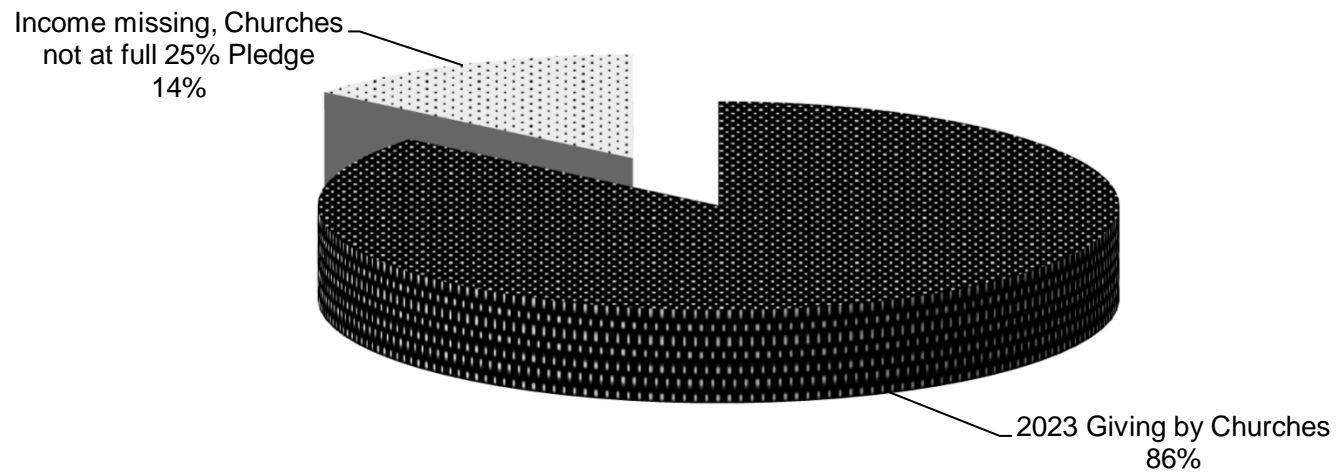
## Pledge Giving as a % of Income



based on 2023 data

## Interior

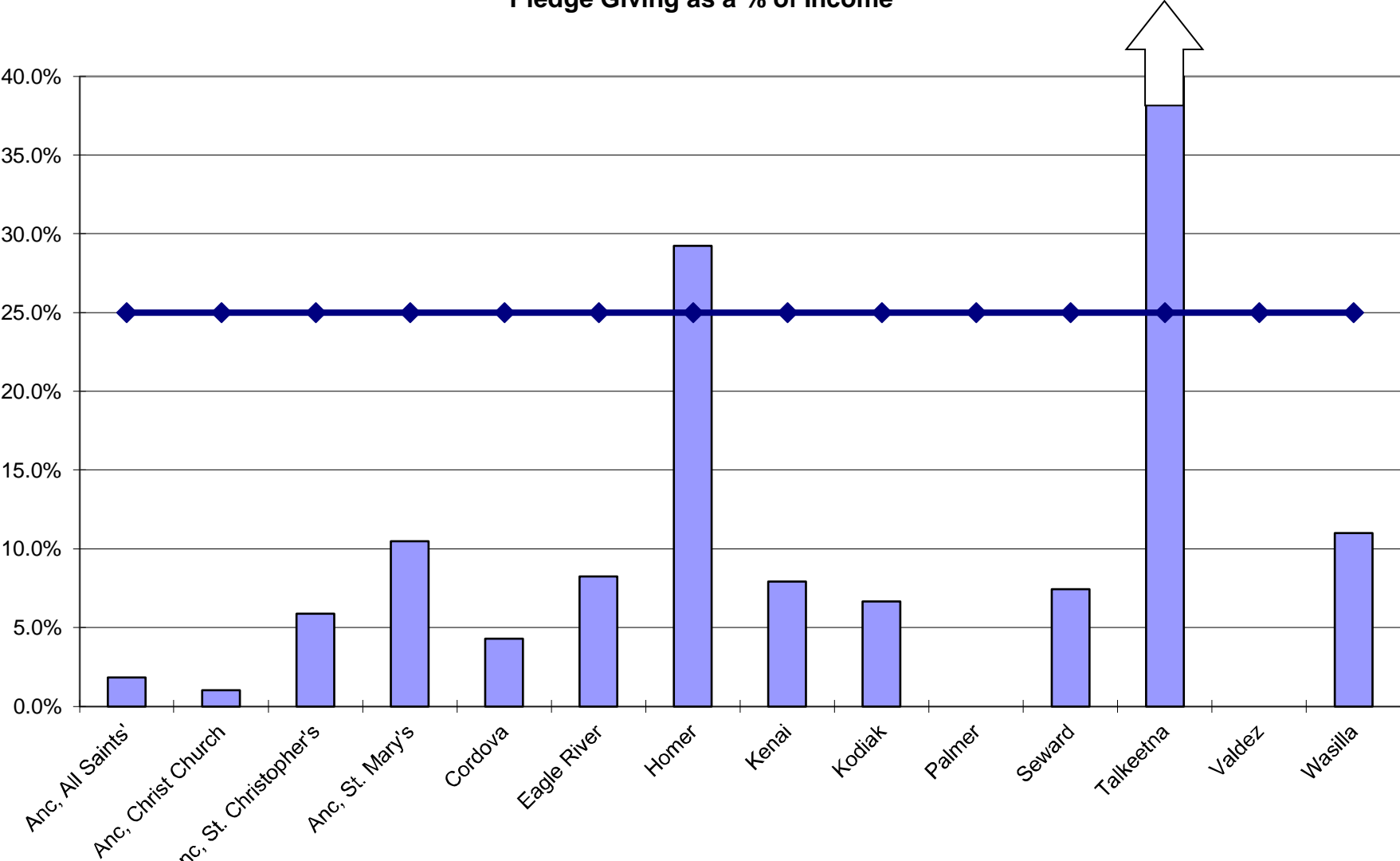
### 2023 Congregational Pledge Income



based on 2023 data

# South Central Deanery

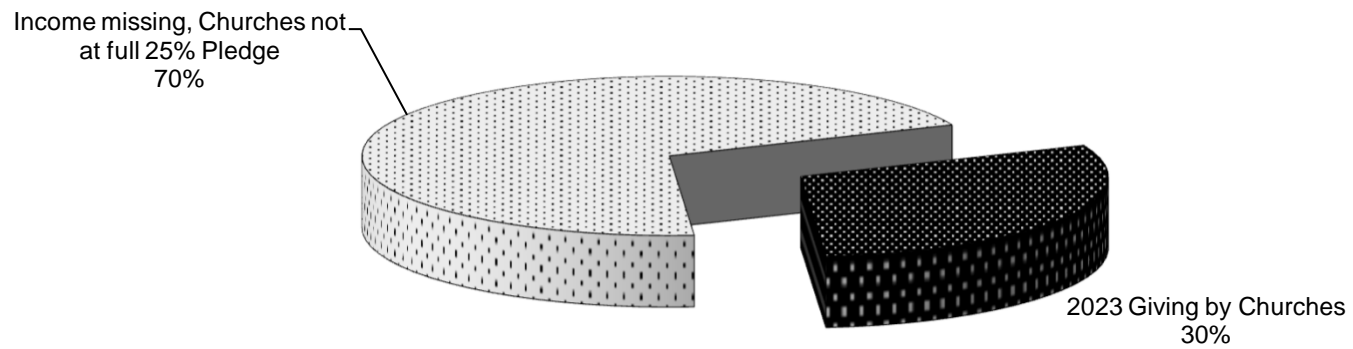
## Pledge Giving as a % of Income



based on 2023 data

## South Central

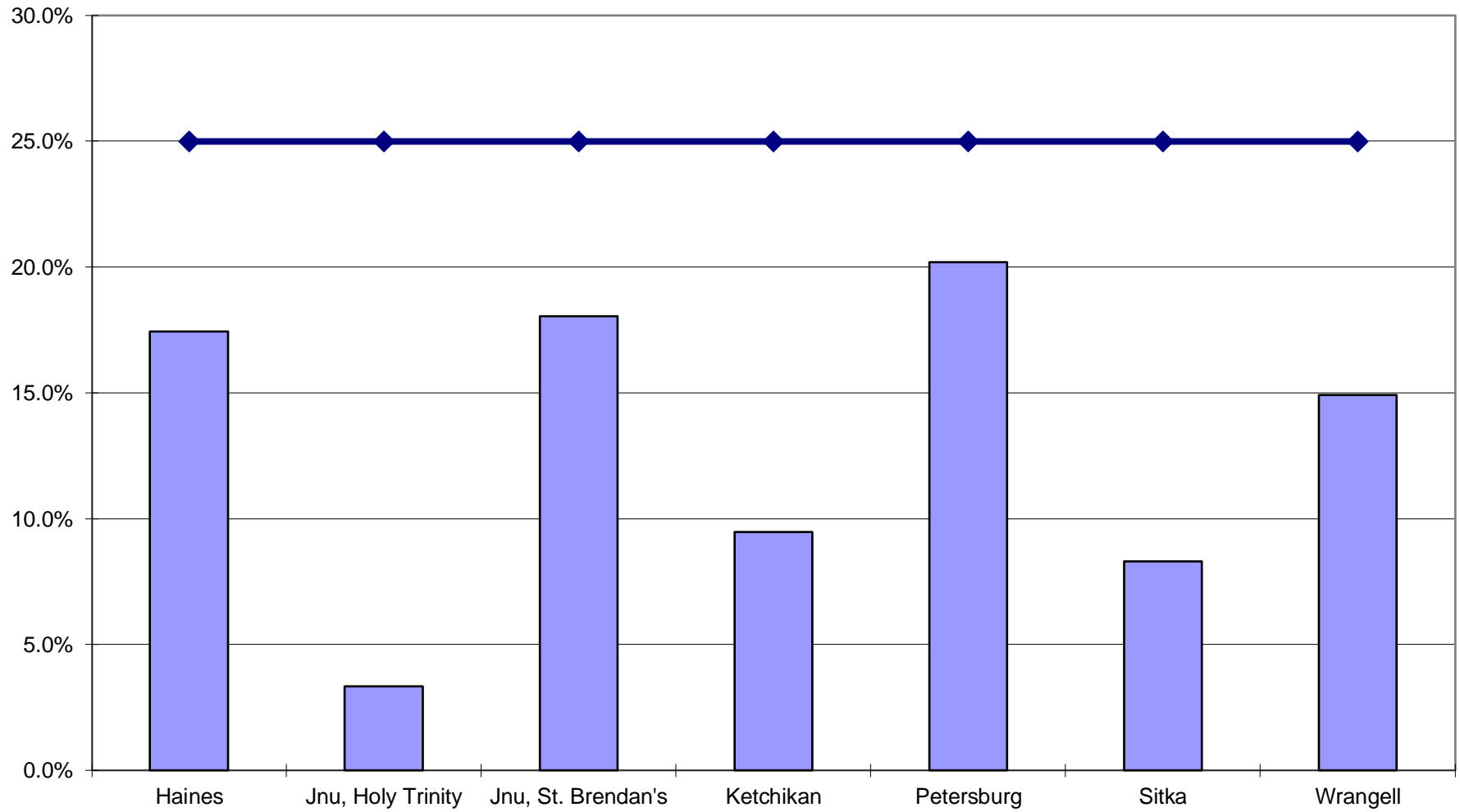
### 2023 Congregational Pledge Income



based on 2023 data

## *Southeast Deanery*

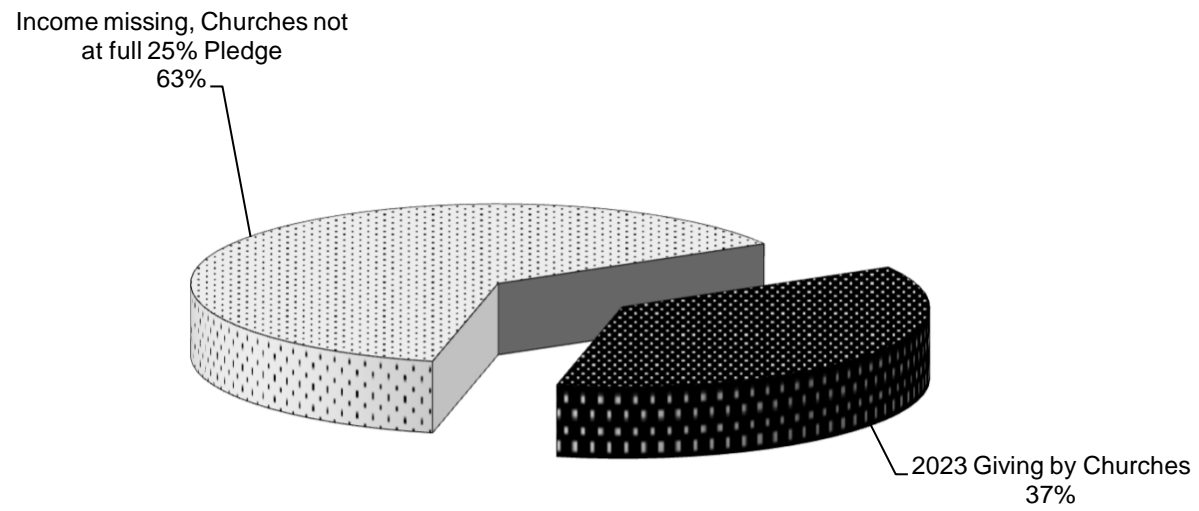
### Pledge Giving as a % of Income



based on 2023 data

# Southeast

## 2023 Congregational Pledge Income



based on 2023 data

## Pledge Analysis

City/Village	Congregation	2023				Projected 2024 Giving	Amount in 2025 Budget
		Operating Income from Parochial Report	Actual Giving	Percent Given	Estimated Full 25%		
	<b>Arctic Coast Deanery</b>	\$ 83,635	\$ 16,055	19.2%	\$ 20,909	\$ 20,100	\$ 20,900
	<b>Interior Deanery</b>	311,451	66,180	21.2%	77,865	64,210	64,460
	<b>South Central Deanery</b>	1,831,714	129,892	7.3%	447,128	137,630	142,450
	<b>South East Deanery</b>	646,779	58,869	9.1%	161,696	64,269	66,840
	<b>Total Pledge Income</b>	<b>\$ 2,873,579</b>	<b>\$ 270,996</b>	<b>9.6%</b>	<b>\$ 707,598</b>	<b>\$ 286,209</b>	<b>\$ 294,650</b>

(1) Ecumenical Congregation,  
Assumes 50/50 split of pledge



## Pledge Analysis

City/Village	Congregation	2023				Projected 2024 Giving	Amount in 2025 Budget
		Operating Income from Parochial Report	Actual Giving	Percent Given	Estimated Full 25%		
<b>Arctic Coast Deanery</b>							
Kivalina	Epiphany	35,927	4,433	12.3%	8,982	8,500	8,840
Kotzebue	St. George's	29,617	7,100	24.0%	7,404	7,100	7,380
Noatak	Congregation	0	0	0.0%	0	0	0
Point Hope	St. Thomas'	18,091	4,522	25.0%	4,523	4,500	4,680
Point Lay	St. Alban's	0	0	0.0%	0	0	0
<b>Total Deanery</b>		<b>\$ 83,635</b>	<b>\$ 16,055</b>	<b>19.2%</b>	<b>\$ 20,909</b>	<b>\$ 20,100</b>	<b>\$ 20,900</b>
% of Total		2.9%	5.9%		3.0%	7.0%	7.1%

(1) Ecumenical Congregation,  
Assumes 50/50 split of pledge

## Pledge Analysis

City/Village	Congregation	2023				Projected 2024 Giving	Amount in 2025 Budget
		Operating Income from Parochial Report	Actual Giving	Percent Given	Estimated Full 25%		
<b>Interior Deanery</b>							
Allakaket	St. John's	990	140	14.1%	248	100	110
Anvik	Christ Church	0		0.0%	0	0	0
Arctic Village	Bishop Rowe Chapel	925		0.0%	231	0	0
Beaver	St. Matthew's	1,646		0.0%	412	40	40
Birch Creek	St. Peter's	0		0.0%	0	0	0
Chalkyitsik	St. Timothy's	1,250	800	64.0%	313	800	800
Circle	Holy Trinity	1,096		0.0%	274	200	210
Eagle	St. John's	1,072		0.0%	268	0	0
Fairbanks	St. Matthew's	209,850	56,939	27.1%	52,463	53,000	53,000
Ft. Yukon	St. Stephen's	15,513		0.0%	3,878	1,000	1,040
Grayling	St. Paul's	0		0.0%	0	0	0
Hughes	St. Paul's	0		0.0%	0	200	100
Huslia	Good Shepherd	2,106	375	17.8%	527	300	310
Minto	St. Barnabas'	14,000		0.0%	3,500	500	520
Nenana	St. Mark's	11,780	2,500	21.2%	2,945	2,000	2,080
North Pole	St. Jude's	37,761	3,786	10.0%	9,440	3,780	3,930
Rampart	Congregation	0		0.0%	0	0	0
Shageluk	St. Luke's	300	40	13.3%	75	40	40
Steven's Village	St. Andrew's	0		0.0%	0	0	0
Tanacross	St. Timothy's	0		0.0%	0	0	0
Tanana	St. James'	5,838	1,500	25.7%	1,460	1,500	1,500
Venetie	Good Shepherd	7,324	100	1.4%	1,831	750	780
<b>Total Deanery</b>		<b>\$ 311,451</b>	<b>\$ 66,180</b>	<b>21.2%</b>	<b>\$ 77,865</b>	<b>\$ 64,210</b>	<b>\$ 64,460</b>
% of Total		10.8%	24.4%		11.0%	22.4%	21.9%

(1) Ecumenical Congregation,  
Assumes 50/50 split of pledge

## Pledge Analysis

City/Village	Congregation	2023				Projected 2024 Giving	Amount in 2025 Budget
		Operating Income from Parochial Report	Actual Giving	Percent Given	Estimated Full 25%		
<b>South Central Deanery</b>							
Anchorage	All Saints'	276,644	5,000	1.8%	69,161	5,000	5,200
Anchorage	Christ Church	148,571	1,500	1.0%	37,143	1,560	1,620
Anchorage	St. Christopher's	30,684	1,800	5.9%	7,671	1,800	1,870
Anchorage	St. Mary's	884,107	92,723	10.5%	221,027	96,140	99,990
Cordova	St. George's	40,852	1,750	4.3%	10,213	1,500	1,560
Eagle River	Holy Spirit	83,761	6,900	8.2%	20,940	7,200	7,490
Homer	St. Augustine's	16,243	4,749	29.2%	4,061	4,550	4,100
Kenai	St. Francis'	25,236	2,000	7.9%	6,309	2,000	2,080
Kodiak	St. James'	94,537	6,300	6.7%	23,634	6,300	6,550
Palmer	St. Bartholmew's	70,726		0.0%	17,682	1,610	1,670
Seward	St. Peter's	32,569	2,420	7.4%	8,142	1,320	1,370
Talkeetna	Denali	435	250	57.5%	109	150	110
Valdez	Epiphany Lutheran (1)	86,411		0.0%	10,801	2,500	2,600
Wasilla	St. David's	40,938	4,500	11.0%	10,235	6,000	6,240
<b>Total Deanery</b>		<b>\$ 1,831,714</b>	<b>\$ 129,892</b>	<b>7.3%</b>	<b>\$ 447,128</b>	<b>\$ 137,630</b>	<b>\$ 142,450</b>
% of Total		63.7%	47.9%		63.2%	48.1%	48.3%

(1) Ecumenical Congregation,  
Assumes 50/50 split of pledge

## Pledge Analysis

City/Village	Congregation	2023				Projected 2024 Giving	Amount in 2025 Budget
		Operating Income from Parochial Report	Actual Giving	Percent Given	Estimated Full 25%		
<b>South East Deanery</b>							
Haines	St. Michael and All Angels	11,468	2,000	17.4%	2,867	2,000	2,080
Juneau	Holy Trinity	240,026	8,000	3.3%	60,007	8,000	8,320
Juneau	St. Brendan's	101,095	18,230	18.0%	25,274	18,230	18,960
Ketchikan	St. John's	84,410	8,000	9.5%	21,103	8,000	8,320
Petersburg	St. Andrew's	17,031	3,439	20.2%	4,258	3,439	3,580
Sitka	St. Peter's	144,481	12,000	8.3%	36,120	15,000	15,600
Wrangell	St. Phillip's	48,268	7,200	14.9%	12,067	9,600	9,980
<b>Total Deanery</b>		<b>\$ 646,779</b>	<b>\$ 58,869</b>	<b>9.1%</b>	<b>\$ 161,696</b>	<b>\$ 64,269</b>	<b>\$ 66,840</b>
% of Total		22.5%	21.7%		22.9%	22.5%	22.7%

(1) Ecumenical Congregation,  
Assumes 50/50 split of pledge

## Pledge Challenge

City/Village	Congregation	Actual Giving-2023	Estimated Tithe	Challenge to give 5% above tithe (15%)	Challenge to give 10% above tithe (20%)	Challenge to give 15% above tithe (full 25%)	Projected 2024 Giving	Amount in 2025 Budget
	<b>Arctic Coast Deanery</b>	\$ 16,055	\$ 8,364	\$ 12,546	\$ 16,726	\$ 20,909	\$ 20,100	\$ 20,900
	<b>Interior Deanery</b>	66,180	31,146	46,720	62,290	77,865	64,210	64,460
	<b>South Central Deanery</b>	129,892	178,852	268,277	357,701	447,128	137,630	142,450
	<b>South East Deanery</b>	58,869	64,679	97,017	129,356	161,696	64,269	66,840
	<b>Total Pledge Income</b>	<b>\$ 270,996</b>	<b>\$ 283,041</b>	<b>\$ 424,560</b>	<b>\$ 566,073</b>	<b>\$ 707,598</b>	<b>\$ 286,209</b>	<b>\$ 294,650</b>

## Pledge Challenge

City/Village	Congregation	Actual Giving-2023	Estimated Tithe	Challenge to give 5% above tithe (15%)	Challenge to give 10% above tithe (20%)	Challenge to give 15% above tithe (full 25%)	Projected 2024 Giving	Amount in 2025 Budget
<b>Arctic Coast Deanery</b>								
Kivalina	Epiphany	4,433	3,593	5,389	7,185	8,982	8,500	8,840
Kotzebue	St. George's	7,100	2,962	4,443	5,923	7,404	7,100	7,380
Noatak	Congregation	0	0	0	0	0	0	0
Point Hope	St. Thomas'	4,522	1,809	2,714	3,618	4,523	4,500	4,680
Point Lay	St. Alban's	0	0	0	0	0	0	0
<b>Total Deanery</b>		<b>\$ 16,055</b>	<b>\$ 8,364</b>	<b>\$ 12,546</b>	<b>\$ 16,726</b>	<b>\$ 20,909</b>	<b>\$ 20,100</b>	<b>\$ 20,900</b>
% of Total		5.9%	3.0%	3.0%	3.0%	3.0%	7.0%	7.1%

## Pledge Challenge

City/Village	Congregation	Actual Giving-2023	Estimated Tithe	Challenge to give 5% above tithe (15%)	Challenge to give 10% above tithe (20%)	Challenge to give 15% above tithe (full 25%)	Projected 2024 Giving	Amount in 2025 Budget
<b>Interior Deanery</b>								
Allakaket	St. John's	140	99	149	198	248	100	110
Anvik	Christ Church	0	0	0	0	0	0	0
Arctic Village	Bishop Rowe Chapel	0	93	139	185	231	0	0
Beaver	St. Matthew's	0	165	247	329	412	40	40
Birch Creek	St. Peter's	0	0	0	0	0	0	0
Chalkyitsik	St. Timothy's	800	125	188	250	313	800	800
Circle	Holy Trinity	0	110	164	219	274	200	210
Eagle	St. John's	0	107	161	214	268	0	0
Fairbanks	St. Matthew's	56,939	20,985	31,478	41,970	52,463	53,000	53,000
Ft. Yukon	St. Stephen's	0	1,551	2,327	3,103	3,878	1,000	1,040
Grayling	St. Paul's	0	0	0	0	0	0	0
Hughes	St. Paul's	0	0	0	0	0	200	100
Huslia	Good Shepherd	375	211	316	421	527	300	310
Minto	St. Barnabas'	0	1,400	2,100	2,800	3,500	500	520
Nenana	St. Mark's	2,500	1,178	1,767	2,356	2,945	2,000	2,080
North Pole	St. Jude's	3,786	3,776	5,664	7,552	9,440	3,780	3,930
Rampart	Congregation	0	0	0	0	0	0	0
Shageluk	St. Luke's	40	30	45	60	75	40	40
Steven's Village	St. Andrew's	0	0	0	0	0	0	0
Tanacross	St. Timothy's	0	0	0	0	0	0	0
Tanana	St. James'	1,500	584	876	1,168	1,460	1,500	1,500
Venetie	Good Shepherd	100	732	1,099	1,465	1,831	750	780
<b>Total Deanery</b>		<b>\$ 66,180</b>	<b>\$ 31,146</b>	<b>\$ 46,720</b>	<b>\$ 62,290</b>	<b>\$ 77,865</b>	<b>\$ 64,210</b>	<b>\$ 64,460</b>
% of Total		24.4%	11.0%	11.0%	11.0%	11.0%	22.4%	21.9%

(1) Ecumenical Congregation,  
Assumes 50/50 split of pledge

## Pledge Challenge

City/Village	Congregation	Actual Giving-2023	Estimated Tithe	Challenge to give 5% above tithe (15%)	Challenge to give 10% above tithe (20%)	Challenge to give 15% above tithe (full 25%)	Projected 2024 Giving	Amount in 2025 Budget
<b>South Central Deanery</b>								
Anchorage	All Saints'	5,000	27,664	41,497	55,329	69,161	5,000	5,200
Anchorage	Christ Church	1,500	14,857	22,286	29,714	37,143	1,560	1,620
Anchorage	St. Christopher's	1,800	3,068	4,603	6,137	7,671	1,800	1,870
Anchorage	St. Mary's	92,723	88,411	132,616	176,821	221,027	96,140	99,990
Cordova	St. George's	1,750	4,085	6,128	8,170	10,213	1,500	1,560
Eagle River	Holy Spirit	6,900	8,376	12,564	16,752	20,940	7,200	7,490
Homer	St. Augustine's	4,749	1,624	2,436	3,249	4,061	4,550	4,100
Kenai	St. Francis'	2,000	2,524	3,785	5,047	6,309	2,000	2,080
Kodiak	St. James'	6,300	9,454	14,181	18,907	23,634	6,300	6,550
Palmer	St. Bartholmew's	0	7,073	10,609	14,145	17,682	1,610	1,670
Seward	St. Peter's	2,420	3,257	4,885	6,514	8,142	1,320	1,370
Talkeetna	Denali	250	44	65	87	109	150	110
Valdez	Epiphany Lutheran (1)	0	4,321	6,481	8,641	10,801	2,500	2,600
Wasilla	St. David's	4,500	4,094	6,141	8,188	10,235	6,000	6,240
<b>Total Deanery</b>		<b>\$ 129,892</b>	<b>\$ 178,852</b>	<b>\$ 268,277</b>	<b>\$ 357,701</b>	<b>\$ 447,128</b>	<b>\$ 137,630</b>	<b>\$ 142,450</b>
% of Total		47.9%	63.2%	63.2%	63.2%	63.2%	48.1%	48.3%

(1) Ecumenical Congregation,  
Assumes 50/50 split of pledge



## Pledge Challenge

City/Village	Congregation	Actual Giving-2023	Estimated Tithe	Challenge to give 5% above tithe (15%)	Challenge to give 10% above tithe (20%)	Challenge to give 15% above tithe (full 25%)	Projected 2024 Giving	Amount in 2025 Budget
<b>South East Deanery</b>								
Haines	St. Michael and All Angels	2,000	1,147	1,720	2,294	2,867	2,000	2,080
Juneau	Holy Trinity	8,000	24,003	36,004	48,005	60,007	8,000	8,320
Juneau	St. Brendan's	18,230	10,110	15,164	20,219	25,274	18,230	18,960
Ketchikan	St. John's	8,000	8,441	12,662	16,882	21,103	8,000	8,320
Petersburg	St. Andrew's	3,439	1,703	2,555	3,406	4,258	3,439	3,580
Sitka	St. Peter's	12,000	14,448	21,672	28,896	36,120	15,000	15,600
Wrangell	St. Phillip's	7,200	4,827	7,240	9,654	12,067	9,600	9,980
<b>Total Deanery</b>		<b>\$ 58,869</b>	<b>\$ 64,679</b>	<b>\$ 97,017</b>	<b>\$ 129,356</b>	<b>\$ 161,696</b>	<b>\$ 64,269</b>	<b>\$ 66,840</b>
% of Total		21.7%	22.9%	22.9%	22.9%	22.9%	22.5%	22.7%

## Pledge History

City/Village	Congregation	Actual Giving						Current Year--2024	
		2018	2019	2020 *	2021	2022	2023	Pledge	Actuals as of 8/01/24
	<b>Arctic Coast Deanery</b>	\$ 21,562	\$ 25,764	\$ 26,130	\$ 29,549	\$ 25,099	\$ 16,055	\$ -	\$ -
	<b>Interior Deanery</b>	58,828	73,854	22,191	77,330	59,694	66,180	56,780	19,762
	<b>South Central Deanery</b>	131,411	132,458	119,155	113,047	144,197	129,892	29,430	77,084
	<b>South East Deanery</b>	55,464	61,570	50,867	47,508	62,169	58,869	56,319	33,401
	<b>Total Pledge Income</b>	<b>\$ 267,265</b>	<b>\$ 293,646</b>	<b>\$ 218,343</b>	<b>\$ 267,434</b>	<b>\$ 291,159</b>	<b>\$ 270,996</b>	<b>\$ 142,529</b>	<b>\$ 130,247</b>

\*a waiver was granted in 2nd half of 2020.

## Pledge History

City/Village	Congregation	Actual Giving						Current Year--2024	
		2018	2019	2020 *	2021	2022	2023	Pledge	Actuals as of 8/01/24
<b>Arctic Coast Deanery</b>									
Kivalina	Epiphany	8,178	7,235	8,335	17,223	11,347	4,433		0
Kotzebue	St. George's	5,600	5,900	8,750	7,325	6,500	7,100		0
Noatak	Congregation	0	0	0	5,001	7,252	0		0
Point Hope	St. Thomas'	7,784	12,629	9,045	0	0	4,522		0
Point Lay	St. Alban's	0	0	0	0	0	0		0
<b>Total Deanery</b>		<b>\$ 21,562</b>	<b>\$ 25,764</b>	<b>\$ 26,130</b>	<b>\$ 29,549</b>	<b>\$ 25,099</b>	<b>\$ 16,055</b>	<b>\$ -</b>	<b>\$ -</b>
% of Total		8.1%	8.8%	12.0%	11.0%	8.6%	5.9%	0.0%	0.0%

\*a waiver was granted in 2nd half of 2020.

## Pledge History

City/Village	Congregation	Actual Giving						Current Year--2024	
		2018	2019	2020 *	2021	2022	2023	Pledge	Actuals as of 8/01/24
<b>Interior Deanery</b>									
Allakaket	St. John's	56	70	0	0	200	140		80
Anvik	Christ Church	65	0	0	0	0	0		0
Arctic Village	Bishop Rowe Chapel	0	0	0	0	0	0		0
Beaver	St. Matthew's	122	28	0	0	0	0		40
Birch Creek	St. Peters	0	0	0	0	0	0		0
Chalkyitsik	St. Timothy's	450	451	900	1,450	1,100	800		500
Circle	Holy Trinity	760	154	79	310	398	0		90
Eagle	St. John's	0	0	0	0	0	0		0
Fairbanks	St. Matthew's	49,285	63,507	16,175	69,385	51,183	56,939	53,000	16,505
Ft. Yukon	St. Stephen's	0	0	0	500	1,000	0		0
Grayling	St. Paul's	42	0	0	0	0	0		0
Hughes	St. Paul's	0	30	0	300	27	0		200
Huslia	Good Shepherd	400	0	0	0	575	375		0
Minto	St. Barnabas'	1,200	1,900	0	500	0	0		0
Nenana	St. Mark's	2,000	2,100	1,200	2,000	0	2,500		0
North Pole	St. Jude's	2,640	3,108	1,350	0	3,252	3,786	3,780	847
Rampart	Congregation	0	0	0	0	0	0		0
Shageluk	St. Luke's	32	0	0	0	0	40		0
Steven's Village	St. Andrew's	0	0	0	0	0	0		0
Tanacross	St. Timothy's	0	0	50	0	0	0		0
Tanana	St. James'	1,576	1,655	1,835	1,507	1,500	1,500		1,500
Venetie	Good Shepherd	200	851	602	1,378	459	100		0
<b>Total Deanery</b>		<b>\$ 58,828</b>	<b>\$ 73,854</b>	<b>\$ 22,191</b>	<b>\$ 77,330</b>	<b>\$ 59,694</b>	<b>\$ 66,180</b>	<b>\$ 56,780</b>	<b>\$ 19,762</b>
% of Total		22.0%	25.2%	10.2%	28.9%	20.5%	24.4%	39.8%	15.2%

\*a waiver was granted in 2nd half of 2020.

## Pledge History

City/Village	Congregation	Actual Giving						Current Year--2024	
		2018	2019	2020 *	2021	2022	2023	Pledge	Actuals as of 8/01/24
<b>South Central Deanery</b>									
Anchorage	All Saints'	5,000	5,000	5,000	5,000	5,000	5,000	5,000	5,000
Anchorage	Christ Church	900	900	1,200	1,200	1,440	1,500	1,560	1,040
Anchorage	St. Christopher's	1,800	1,800	1,650	1,800	1,800	1,800		1,050
Anchorage	St. Mary's	83,000	85,000	87,482	77,192	91,359	92,723		56,086
Cordova	St. George's	1,000	1,000	1,200	1,200	1,050	1,750	1,500	1,125
Eagle River	Holy Spirit	12,600	9,150	9,000	9,750	9,000	6,900	7,200	4,200
Homer	St. Augustine's	4,770	4,873	784	4,255	13,418	4,749	4,550	2,275
Kenai	St. Francis'	1,900	1,900	0	2,000	2,000	2,000	2,000	1,000
Kodiak	St. James'	6,000	6,300	6,300	6,300	6,300	6,300	6,300	1,575
Palmer	St. Bartholmew's	2,840	2,980	0	1,490	1,550	0		403
Seward	St. Peter's	5,075	5,320	3,545	2,640	2,640	2,420	1,320	330
Talkeetna	Denali	252	222	194	220	140	250		
Valdez	Epiphany Lutheran (1)	2,074	2,313	2,300	0	5,000	0		
Wasilla	St. David's	4,200	5,700	500	0	3,500	4,500		3,000
<b>Total Deanery</b>		<b>\$ 131,411</b>	<b>\$ 132,458</b>	<b>\$ 119,155</b>	<b>\$ 113,047</b>	<b>\$ 144,197</b>	<b>\$ 129,892</b>	<b>\$ 29,430</b>	<b>\$ 77,084</b>
% of Total		49.2%	45.1%	54.6%	42.3%	49.5%	47.9%	20.6%	59.2%

\*a waiver was granted in 2nd half of 2020.

## Pledge History

City/Village	Congregation	Actual Giving						Current Year--2024	
		2018	2019	2020 *	2021	2022	2023	Pledge	Actuals as of 8/01/24
<b>South East Deanery</b>									
Haines	St. Michael and All Ang	500	1,500	2,000	1,500	2,000	2,000	2,000	1,000
Juneau	Holy Trinity	11,750	12,000	6,000	2,000	8,000	8,000		4,667
Juneau	St. Brendan's	15,750	16,540	17,367	16,858	17,530	18,230	18,230	10,634
Ketchikan	St. John's	3,500	6,000	0	2,000	8,000	8,000	8,000	4,000
Petersburg	St. Andrew's	965	2,530	2,500	2,150	3,439	3,439	3,489	0
Sitka	St. Peter's	16,000	16,000	16,000	16,000	16,000	12,000	15,000	7,500
Wrangell	St. Phillip's	6,999	7,000	7,000	7,000	7,200	7,200	9,600	5,600
<b>Total Deanery</b>		<b>\$ 55,464</b>	<b>\$ 61,570</b>	<b>\$ 50,867</b>	<b>\$ 47,508</b>	<b>\$ 62,169</b>	<b>\$ 58,869</b>	<b>\$ 56,319</b>	<b>\$ 33,401</b>
% of Total		20.8%	21.0%	23.3%	17.8%	21.4%	21.7%	39.5%	25.6%

\*a waiver was granted in 2nd half of 2020.

Episcopal Diocese of Alaska  
Pledge Analysis: 2023 vs 2022

City/Village	Congregation	2023			Operating Income			Congregational Pledge		
		Operating Inome from Parochial Report	Actual Giving	% Given	2022 from Parochial Report	2023 vs 2022	% change	Pledge Giving 2022	2023 vs 2022	% change
<b>Arctic Coast Deanery</b>		\$ 83,635	\$ 16,055	19.2%	\$ 115,225	\$ (31,590)	-27.4%	\$ 25,099	\$ (9,044)	-36.0%
<b>Interior Deanery</b>		311,451	66,180	21.2%	307,912	3,539	1.1%	59,694	6,486	10.9%
<b>South Central Deanery</b>		1,831,714	129,892	7.3%	1,775,641	56,073	3.2%	144,197	(14,305)	-9.9%
<b>South East Deanery</b>		646,779	58,869	9.1%	640,936	5,843	0.9%	62,169	(3,300)	-5.3%
<b>Total Operating Income &amp; Pledge Giving</b>		<b>\$ 2,873,579</b>	<b>\$ 270,996</b>	<b>9.6%</b>	<b>\$ 2,839,714</b>	<b>\$ 33,865</b>	<b>1.2%</b>	<b>\$ 291,159</b>	<b>\$(20,163)</b>	<b>-6.9%</b>

(1) Ecumenical Congregation,  
Assumes 50/50 split of pledge

Episcopal Diocese of Alaska  
Pledge Analysis: 2023 vs 2022

City/Village	Congregation	2023			Operating Income			Congregational Pledge			
		Operating Inome from Parochial Report	Actual Giving	% Given	2022 from Parochial Report	2023 vs 2022	% change	Pledge Giving 2022	2023 vs 2022	% change	
<b>Arctic Coast Deanery</b>											
Kivalina	Epiphany	35,927	4,433	12.3%	60,180	(24,253)	-40.3%	11,347	(6,914)	-60.9%	
Kotzebue	St. George's	29,617	7,100	24.0%	26,038	3,579	13.7%	6,500	600	9.2%	
Point Hope	St. Thomas'	18,091	4,522	25.0%	29,007	(10,916)	-37.6%	7,252	(2,730)	-37.6%	
Point Lay	St. Alban's	0	0	0.0%	0	0	0.0%	0	0	0.0%	
Noatak	Congregation	0	0	0.0%	0	0	0.0%	0	0	0.0%	
		<b>\$ 83,635</b>	<b>\$ 16,055</b>	<b>19.2%</b>	<b>\$ 115,225</b>	<b>\$ (31,590)</b>	<b>-27.4%</b>	<b>\$ 25,099</b>	<b>\$ (9,044)</b>	<b>-36.0%</b>	

(1) Ecumenical Congregation,  
Assumes 50/50 split of pledge



Episcopal Diocese of Alaska  
Pledge Analysis: 2023 vs 2022

City/Village	Congregation	2023			Operating Income			Congregational Pledge		
		Operating Inome from Parochial Report	Actual Giving	% Given	2022 from Parochial Report	2023 vs 2022	% change	Pledge Giving 2022	2023 vs 2022	% change
<b>Interior Deanery</b>										
Allakaket	St. John's	990	140	14.1%	490	500	102.0%	200	(60)	-30.0%
Anvik	Christ Church	0	0	0.0%	120	(120)	-100.0%	0	0	0.0%
Arctic Village	Bishop Rowe Chapel	925	0	0.0%	2,919	(1,994)	-68.3%	0	0	0.0%
Beaver	St. Matthew's	1,646	0	0.0%	2,901	(1,255)	-43.3%	0	0	0.0%
Birch Creek	St. Peter's	0	0	0.0%	0	0	0.0%	0	0	0.0%
Chalkyitsik	St. Timothy's	1,250	800	64.0%	2,956	(1,706)	-57.7%	1,100	(300)	-27.3%
Circle	Holy Trinity	1,096	0	0.0%	491	605	123.2%	398	(398)	-100.0%
Eagle	St. John's	1,072	0	0.0%	5,041	(3,969)	-78.7%	0	0	0.0%
Fairbanks	St. Matthew's	209,850	56,939	27.1%	203,231	6,619	3.3%	51,183	5,756	11.2%
Ft. Yukon	St. Stephen's	15,513	0	0.0%	6,995	8,518	121.8%	1,000	(1,000)	-100.0%
Grayling	St. Paul's	0	0	0.0%	800	(800)	-100.0%	0	0	0.0%
Hughes	St. Paul's	0	0	0.0%	27	(27)	-100.0%	27	(27)	-100.0%
Huslia	Good Shepherd	2,106	375	17.8%	1,614	492	30.5%	575	(200)	-34.8%
Minto	St. Barnabas'	14,000	0	0.0%	14,000	0	0.0%	0	0	0.0%
Nenana	St. Mark's	11,780	2,500	21.2%	15,439	(3,659)	-23.7%	0	2,500	0.0%
North Pole	St. Jude's	37,761	3,786	10.0%	37,907	(146)	-0.4%	3,252	534	16.4%
Rampart	Congregation	0	0	0.0%	0	0	0.0%	0	0	0.0%
Shageluk	St. Luke's	300	40	13.3%	200	100	50.0%	0	40	0.0%
Steven's Village	St. Andrew's	0	0	0.0%	0	0	0.0%	0	0	0.0%
Tanacross	St. Timothy's	0	0	0.0%	0	0	0.0%	0	0	0.0%
Tanana	St. James'	5,838	1,500	25.7%	4,840	998	20.6%	1,500	0	0.0%
Venetie	Good Shepherd	7,324	100	1.4%	7,941	(617)	-7.8%	459	(359)	-78.2%
		<b>\$ 311,451</b>	<b>\$ 66,180</b>	<b>21.2%</b>	<b>307,912</b>	<b>3,539</b>	<b>1.1%</b>	<b>59,694</b>	<b>6,486</b>	<b>10.9%</b>

(1) Ecumenical Congregation,  
Assumes 50/50 split of pledge

Episcopal Diocese of Alaska  
Pledge Analysis: 2023 vs 2022

City/Village	Congregation	2023			Operating Income			Congregational Pledge		
		Operating Inome from Parochial Report	Actual Giving	% Given	2022 from Parochial Report	2023 vs 2022	% change	Pledge Giving 2022	2023 vs 2022	% change
<b>South Central Deanery</b>										
Anchorage	All Saints'	276,644	5,000	1.8%	252,648	23,996	9.5%	5,000	0	0.0%
Anchorage	Christ Church	148,571	1,500	1.0%	134,270	14,301	10.7%	1,440	60	4.2%
Anchorage	St. Christopher's	30,684	1,800	5.9%	34,000	(3,316)	-9.8%	1,800	0	0.0%
Anchorage	St. Mary's	884,107	92,723	10.5%	813,217	70,890	8.7%	91,359	1,364	1.5%
Cordova	St. George's	40,852	1,750	4.3%	26,479	14,373	54.3%	1,050	700	66.7%
Eagle River	Holy Spirit	83,761	6,900	8.2%	106,832	(23,071)	-21.6%	9,000	(2,100)	-23.3%
Homer	St. Augustine's	16,243	4,749	29.2%	52,665	(36,422)	-69.2%	13,418	(8,669)	-64.6%
Kenai	St. Francis'	25,236	2,000	7.9%	27,081	(1,845)	-6.8%	2,000	0	0.0%
Kodiak	St. James'	94,537	6,300	6.7%	82,152	12,385	15.1%	6,300	0	0.0%
Palmer	St. Bartholmew's	70,726	0	0.0%	55,891	14,835	26.5%	1,550	(1,550)	-100.0%
Seward	St. Peter's	32,569	2,420	7.4%	33,102	(533)	-1.6%	2,640	(220)	-8.3%
Talkeetna	Denali	435	250	57.5%	699	(264)	-37.8%	140	110	78.6%
Valdez	Epiphany Lutheran (1)	86,411	0	0.0%	98,000	(11,589)	-11.8%	5,000	(5,000)	-100.0%
Wasilla	St. David's	40,938	4,500	11.0%	58,605	(17,667)	-30.1%	3,500	1,000	28.6%
		<b>\$ 1,831,714</b>	<b>\$ 129,892</b>	<b>7.3%</b>	<b>1,775,641</b>	<b>56,073</b>	<b>3.2%</b>	<b>144,197</b>	<b>(14,305)</b>	<b>-9.9%</b>

(1) Ecumenical Congregation,  
Assumes 50/50 split of pledge

Episcopal Diocese of Alaska  
Pledge Analysis: 2023 vs 2022

City/Village	Congregation	2023			Operating Income			Congregational Pledge		
		Operating Inome from Parochial Report	Actual Giving	% Given	2022 from Parochial Report	2023 vs 2022	% change	Pledge Giving 2022	2023 vs 2022	% change
<b>South East Deanery</b>										
Haines	St. Michael and All Angels	11,468	2,000	17.4%	13,119	(1,651)	-12.6%	2,000	0	0.0%
Juneau	Holy Trinity	240,026	8,000	3.3%	224,878	15,148	6.7%	8,000	0	0.0%
Juneau	St. Brendan's	101,095	18,230	18.0%	93,884	7,211	7.7%	17,530	700	4.0%
Ketchikan	St. John's	84,410	8,000	9.5%	84,505	(95)	-0.1%	8,000	0	0.0%
Petersburg	St. Andrew's	17,031	3,439	20.2%	16,679	352	2.1%	3,439	0	0.0%
Sitka	St. Peter's	144,481	12,000	8.3%	156,953	(12,472)	-7.9%	16,000	(4,000)	-25.0%
Wrangell	St. Phillip's	48,268	7,200	14.9%	50,918	(2,650)	-5.2%	7,200	0	0.0%
		<b>\$ 646,779</b>	<b>\$ 58,869</b>	<b>9.1%</b>	<b>640,936</b>	<b>5,843</b>	<b>0.9%</b>	<b>62,169</b>	<b>(3,300)</b>	<b>-5.3%</b>

(1) Ecumenical Congregation,  
Assumes 50/50 split of pledge